



# Product Guide 2024



## **Now is the perfect time to consider your sowing options.**

Good pasture is the cornerstone of New Zealand farming. You cannot buy a cheaper, more efficient and natural source of feed than your own grass, clover, herb or crop.

But not all pasture or crop is equal. If you want to get the best out of your livestock and land, you need the right match to your situation. Inside this guide you'll find the information you need to help select and grow superior feed on your farm.





# Contents

## Grasses

Perennial ryegrass	4
Annual ryegrass	15
Hybrid ryegrass	16
Italian ryegrass	20
Cocksfoot	22
Brome grasses	24
Diverse Pasture Premix	25

## Clovers

White Clover	26
Maximising white clover	31
Red clover	32
Annual clovers (Persian, arrowleaf)	34

## Herbs

Chicory	36
Plantain	38

## Crops

Brassicas	40
Fodder beet	46
Hattrick oats	48
Catch-crop+	49

## Other

AGRICOTE seed treatment	50
-------------------------	----





## Array NEA2 perennial ryegrass

Array NEA2 is our superstar, bred for the good of both your animals, and the environment. Delivering a unique mix of high intake, yield, nitrogen uptake and persistence, this is the diploid of the future.

### Easy to eat

Array is the perennial ryegrass hard-working ruminants have been hoping for. Upright, leafy and densely tillered, it's customised for easy eating and high intake.

Chomping through thousands of bites every day demands a lot of physical energy! Array takes some of the effort out of this process, because it stands tall and literally puts itself closer to those hungry mouths.

Your animals will naturally eat more as a result, and have more time to relax, ruminate and produce meat or milk. That's better for them, and for you too.

### 5-star FVI

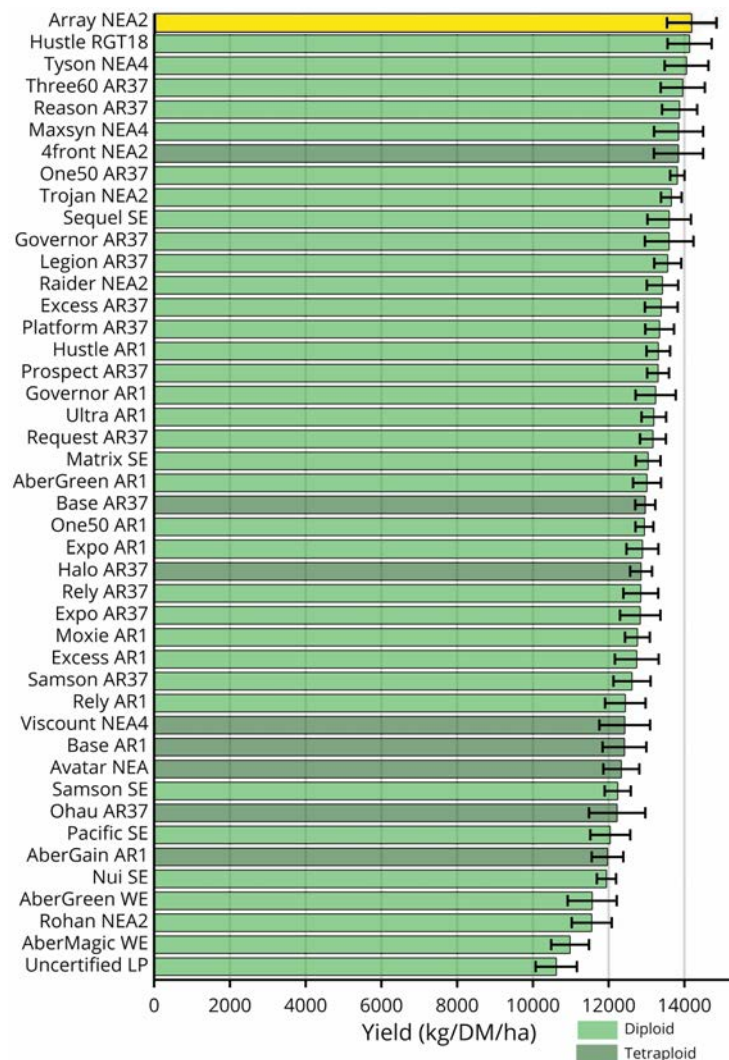
With a top rating in all regions of the 2023 DairyNZ Forage Value Index for perennial ryegrass, you can sow Array NEA2 with confidence.



### Unbeaten yield

Nothing else yields more dry matter in the National Forage Variety Trials. That boosts your supply of home grown feed, and keeps animals well-fed.

2023-24 NFVT Perennial ryegrass summary, total yield, all New Zealand trials.



**Great cool season growth**

*Array* has the best cool season growth of any perennial ryegrass we've bred.

That helps fill the gap when feed is short, and makes your farm more resilient so you can adapt to shifting climatic patterns.

**Very persistent**

Keep your diesel in the tank, and leave your soil undisturbed, because *Array* has our highest ranking for pasture persistence. It's as good as *Maxsyn*.

**Eats N for breakfast**

In trials, *Array* has grown significantly more feed under low nitrogen conditions than other ryegrass cultivars.

What does this mean for your farm? First, more even pasture growth at times when soil nitrogen is deficient, something that happens on virtually every farm at some stage during the year. Second, a win for the environment, because you have the potential to utilise nitrogen more efficiently.



Six leading industry cultivars in our low nitrogen trial. *Array* is second from left. In higher N treatments cultivars grew similarly, but under low N *Array* extracted more soil N and grew more.

**Happy, healthy animals**

*Array* keeps animals happy and healthy with leafy, high energy grazing and a very late heading date (+23 days).

For dairy cows and beef, *Array* provides ryegrass staggers free pasture. For sheep and deer, there is a very low risk of ryegrass staggers when grazing NEA2 endophyte.

**Sowing *Array***

Dairy and cattle systems		kg/ha
High intake permanent pasture	<i>Array</i> perennial ryegrass	18-22
	<i>Ruru</i> medium leaved white clover	2
	<i>Kotuku</i> large leaved white clover	2
	Total	22-26
Dairy and cattle systems		kg/ha
Performance plus extra palatability and reduced nitrogen leaching	<i>Array</i> perennial ryegrass	10
	<i>4front</i> tetraploid perennial ryegrass	15*
	<i>Ruru</i> medium leaved white clover	2
	<i>Kotuku</i> large leaved white clover	2
	<i>Captain CS</i> plantain	2
Total	31	
Sheep and beef systems		kg/ha
Productive, efficient red meat pastures	<i>Array</i> perennial ryegrass	16-20
	<i>Ruru</i> medium leaved white clover	2
	<i>Apex</i> small leaved white clover	2
	<i>Redefine</i> cocksfoot	2-4
	Total	22-28

\* Tetraploids are sown at a higher rate than diploids, because of their larger seed.

## Maxsyn perennial ryegrass

Maxsyn is the next generation perennial for all farm systems, our 'go-to' grass with superior persistence, better summer growth and tillering, and a great endophyte.

### Abundant growth

Maxsyn has proven itself across New Zealand farms to deliver consistently high yield year-round.

### Shines in summer

Warm season growth is Maxsyn's super-power. If you've ever run short of feed in summer, you know how valuable this can be. Visually you can see the difference - Maxsyn stays green longer when the heat is on.



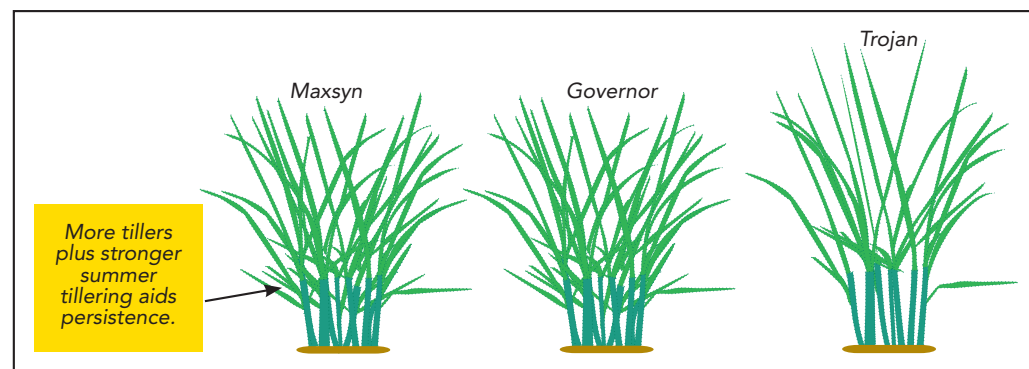
Maxsyn paddock, standing out in North Waikato in January.



Maxsyn, centre, still green in Taranaki in February.

### Densely tillered

The more tillers a pasture has, the more robust and persistent it is. Maxsyn is denser than Trojan, and similar to Governor ryegrass.



Maxsyn has excelled in our breeding and trial programme, particularly on tough sites in the heat of the upper North Island and on difficult soils.

### Very persistent

It has our top persistence rating, thanks in part to how well it partners with NEA4 endophyte, plus its strong summer growth and tillering.

But its persistence advantage starts in spring, as it is easier to graze. This encourages new daughter tillers, thickens your pasture, and helps prepare it for summer.



**1 + 1 = 3**

Maxsyn and NEA4 endophyte have a very happy marriage. This match shows excellent persistence under real world pressures like moisture stress, heat, insects and overgrazing, sometimes all at once!

For dairy cows and beef, Maxsyn provides ryegrass staggers free pasture. For sheep and deer, there is a very low risk of ryegrass staggers when grazing NEA4 endophyte.

**Sowing Maxsyn**

Dairy		kg/ha
Next generation dairy pasture	Maxsyn perennial ryegrass	18-22
	Kotuku white clover	2
	Ruru white clover	2
	Total	22-26
Dairy		kg/ha
Next generation pasture with extra palatability and reduced nitrogen leaching	Maxsyn perennial ryegrass	10
	4front perennial ryegrass	15
	Kotuku white clover	2
	Ruru white clover	2
	Captain CS plantain	2-4
Total	31-33	
Sheep, Beef, Deer		kg/ha
Next generation red meat pasture	Maxsyn perennial ryegrass	16-20
	Ruru white clover	2
	Apex white clover	2
	Redefine cocksfoot	3-6
Total	23-30	



## Rohan spreading perennial ryegrass

*Rohan* is our unique spreading perennial ryegrass, giving red meat farmers tough, tasty, easy-to-manage hill country pasture.

### Super spreader

*Rohan*'s spreading habit helps fill bare areas in your pasture, so you can protect your soils and keep weeds at bay (see photo below).

This also helps pasture recover from adverse climatic events, particularly long dry periods, because *Rohan* spreads to fill space where ryegrass tillers may have died.

*Rohan* is not indestructible. Like all ryegrasses, it performs best under reasonable management and soil fertility. But its spreading habit improves persistence.



*Rohan* stolon spreading across the ground.

### Red meat fit

Success with any pasture comes from matching a cultivar to a particular situation. So where does *Rohan* fit? Let's look at different pasture types across your farm, based on persistence:

Pasture type	High animal performance	More density & robustness	Persistence key requirement	Toughest, non-ryegrass situations
Example	Array/ 4front mix OR Maxsyn/ 4front mix	Array OR Maxsyn OR Governor	<i>Rohan SPR</i>	<i>Bareno Redefine</i>
Description	Array or Maxsyn provides density and robustness, tetraploid 4front adds high palatability driving animal intakes.	Array, Maxsyn and Governor are densely tillered cultivars that provide robust, high yielding pastures.	<i>Rohan SPR</i> is a very persistent spreading ryegrass suited to hill country and tougher conditions.	Some situations are just too tough or dry for ryegrass. This is where <i>Bareno</i> pasture brome and <i>Redefine</i> cocksfoot suit.



### Self managing

On semi-intensive to semi-extensive farms, it's not easy to maintain pasture quality in late spring. A continual comment from farmers with Rohan is that it 'always looks good' - it stays greener and leafier and is usually preferentially grazed. In farm trials, it has shown a 0.7 higher ME than some other cultivars in November and December



Three year old Rohan (green) sown beside Nui ryegrass (brown) in the same paddock in Central Otago. Rohan is much preferred by stock.

### Very low stagger risk

Rohan with NEA2 endophyte provides very low staggers risk pasture for sheep and staggers free pasture for cattle. In the 18 years we have sold NEA2, no ryegrass staggers have been seen in sheep or cattle on commercial farms.

### Grow more in the dry

Under ideal conditions Rohan does not have the same yield potential as cultivars like Maxsyn, growing about 10% less. But under tough, dry conditions Rohan will probably persist better and yield more over the life of a pasture.

### Sowing Rohan SPR

Sheep, Beef, Deer		kg/ha
Tough easy to manage pasture	Rohan perennial ryegrass	16-20
	Ruru white clover	2
	Apex white clover	2
	Redefine cocksfoot	3-6
Total		23-30

Sub clover(s) are often added to this mix.

## Tyson perennial ryegrass

Tyson is the earliest of early starters, adding more feed to the menu for hard-working mums during lambing and calving to power red meat breeding systems. Plus it has strong yield year round, and NEA4 endophyte for better persistence.

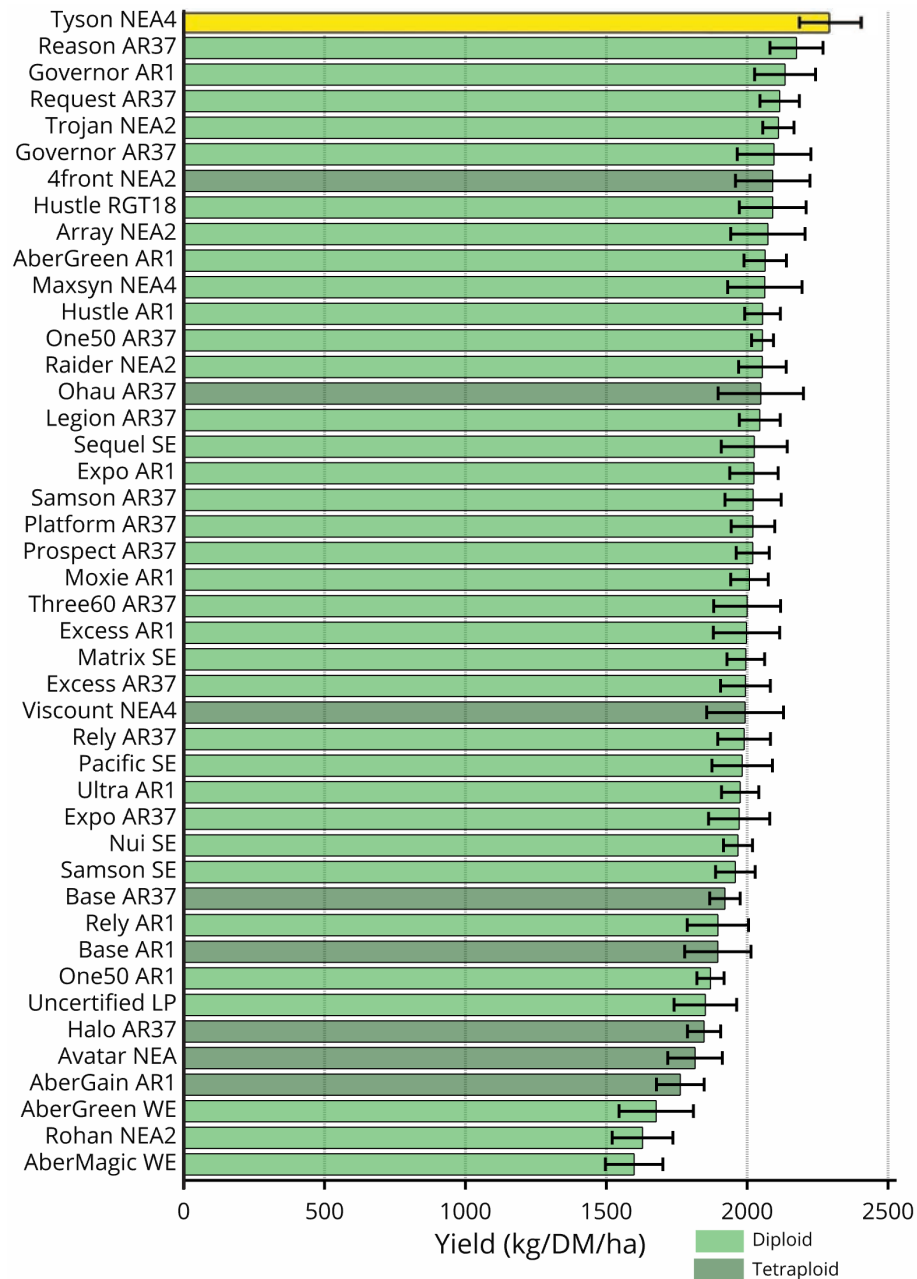
### Increased efficiency

With superb early growth, Tyson is arguably the most exciting perennial ryegrass the red meat sector has seen. Feed your ewes and cows better through early lactation, and watch those lambs and calves flourish without stripping it all off mum's back. Especially good for early weaning, with all the associated benefits:

- Meet early schedules, typically at better prices.
- Avoid the weaning check (2 weeks lost LWG) plus lambs dress out better.
- Free up extra feed for other animals, like ewes or trading cattle.

### Start spring earlier

2023-24 NFVT perennial ryegrass summary, early spring yield, all New Zealand trials.





*Tyson's outstanding early growth (left) is obvious in this trial. Photo taken in September.*

### Heading date

*Tyson* is the earliest heading of any perennial ryegrass you can buy, at -10 days. And don't worry about feed quality during the rest of the season – we selected *Tyson* for lower aftermath heading, too.

### Capture the gains

There's no free lunch here – if you want *Tyson* to do what it can do in early spring, you have to manage it right! Set stock in spring at < 1200-1300 kg DM/ha (or 3-4 cm pasture height) for single-bearing ewes, 1500-1600 kg DM/ha (or 4-5 cm height) for twin-bearing, or 1700+ kg DM/ha for triplet-bearing through lambing.

Otherwise, *Tyson* won't have the leaves to catch enough sunlight to achieve its genetic potential, which is the science behind the saying 'grass grows grass.' Also, as pasture height drops so does bite size, and although ewes take more bites, both their pasture intake, and lamb growth rate, drop.

### Growth habit

*Tyson* is a fine leaved, densely tillered diploid perennial for both set stocking and rotational grazing.

### Good insect protection

*Tyson* has been upgraded to *NEA4* endophyte, providing good control of Argentine stem weevil, black beetle and pasture mealy bug, with no negative impacts on animal health. It is also available with *Low* endophyte.

### Sowing *Tyson*

Sheep, Beef, Deer		kg/ha
Early lamb/calf feeding pasture	<i>Tyson</i> perennial ryegrass	16-20
	Apex white clover	2
	<i>Ruru</i> white clover	2
	<i>Morrow MS</i> red clover	6
	Total	26-30

### Possible additions

*Captain CS* plantain at 2-4 kg/ha provides extra summer feed value, lasts 2-3 years.  
*Redefine* cocksfoot at 3-6 kg/ha provides extra summer feed in drier conditions.

## 4front perennial ryegrass

*4front* is the benchmark in tetraploid perennials, with superior year-round growth, enhanced persistence, easy grazing and excellent animal performance. It's better for the environment, too.

### Best of the best

*4front* grows more feed than any tetraploid perennial we've bred. Equally important? It achieves this in both cool and warm conditions.

### Unbeaten in NFVTs

In the 2023-24 National Forage Variety Trials (NFVT) results, no other tetraploid perennial grew more total yield across all New Zealand trials. See graph on page 4.

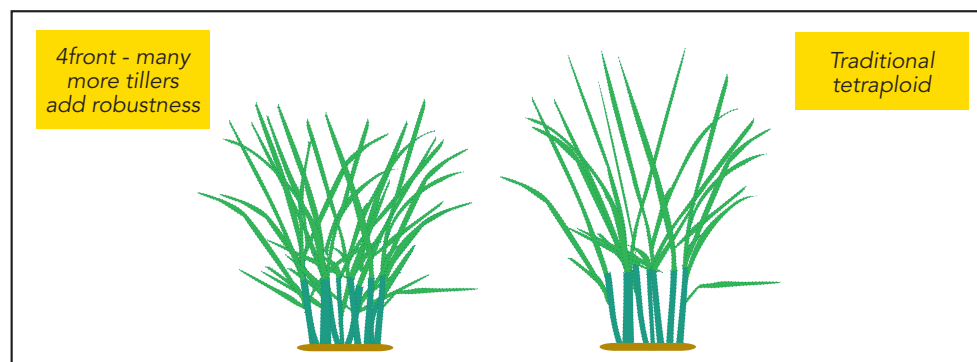
### Only FVI 5-star nationwide

In the 2023 DairyNZ Forage Value Index (FVI) *4front* is the only 5-star tetraploid in the perennial ryegrass lists across all four regions of New Zealand. This result comes from *4front*'s outstanding combination of yield and feed quality.



### More tillers

The more tillers in a pasture, the more robust it is. Each tiller is an individual which can be killed by many pressures, including drought, pugging, insects and overgrazing. *4front*'s enhanced tillering helps it persist when conditions are tough.




### Piece of cake!

Animals love tetraploids. That simplifies grazing management. Soft, high quality, legume-friendly tetraploid pasture makes life easier for your animals, too. Every bite takes less effort, encouraging animals to eat more for higher daily intakes. The result? More milk in the vat, and faster LWG for finishing stock.

Grazing is hard work! A cow on pasture might take 25,000 bites every day; a ewe, 40,000. *4front*'s soft leaves make a big difference to their quality of life.





## Lose less N & GHG

With higher animal intakes and easier management, *4front* can help lighten your farm footprint. Tetraploid ryegrass-based pastures, or tetraploid/diploid mixes, allow farm system changes to reduce nitrogen leaching while improving pasture growth and animal intakes. This is the future of NZ farming.

A dramatic example of this is the Lincoln University Dairy Farm (LUDF). It has cut nitrogen leaching by 40% and greenhouse gases (GHG) by about 22%, using several system changes including:

- Capturing more photosynthesis – pre-grazing covers are 300 kg DM/ha higher with tetraploids, growing an extra 1.2 t DM/ha/year across the whole farm.
- Longer grazing round (average +4 days) meaning fewer grazings per paddock and 30% better nitrogen use efficiency.
- Higher cow production (+26 kg MS/cow) from fewer cows and better pasture intakes.
- Applying 170 kg/ha/year less nitrogen fertiliser.

LUDF couldn't have achieved this without sowing tetraploid ryegrass in all but one paddock. Download "*The 4front System*" from [www.barenbrug.co.nz](http://www.barenbrug.co.nz) for more.

## Mixing *4front* & *Maxsyn* or *Array*

*4front* can be sown alone on many farms, but when you mix it with *Maxsyn* or *Array* diploid perennial ryegrass, its benefits can be extended to a wider range of farm systems.

Some farmers struggle to avoid over grazing straight tetraploids, and don't get the persistence they want. Adding a denser, finer diploid ryegrass to the mix makes it more robust. Diploid plants protect the tetraploid.

## Very low chance of staggers

For dairy cows and beef cattle, *4front* provides ryegrass staggers free pasture. For sheep and deer, ryegrass staggers grazing *NEA2* endophyte is a very low risk. In extreme situations, such as drought where animals are forced to graze close to the ground, a low level of staggers might very occasionally be seen.

## Sowing *4front*

Dairy		kg/ha
Top performing tetraploid pasture, with reduced N leaching.	<i>4front</i> perennial ryegrass	25-30
	<i>Kotuku</i> white clover	2
	<i>Ruru</i> white clover	2
	<i>Captain CS</i> plantain	2-4
	Total	31-38
Dairy		kg/ha
Top performing tetraploid/diploid mix pasture, for greater robustness & density.	<i>4front</i> perennial ryegrass	15
	<i>Maxsyn</i> or <i>Array</i> perennial ryegrass	10
	<i>Kotuku</i> white clover	2
	<i>Ruru</i> white clover	2
	Total	29
Sheep, Beef, Deer		kg/ha
Top performing tetraploid/legume/plantain finishing pasture.	<i>4front</i> perennial ryegrass	22-25
	<i>Ruru</i> white clover	3
	<i>Morrow</i> red clover	4
	<i>Captain CS</i> plantain	2-4
	<i>Laser</i> Persian clover	3
Total	34-39	

## Governor perennial ryegrass

*Governor* is our great all-rounder, persistent, growthy and dense. If you need reliable ryegrass with AR37 or AR1 endophyte, *Governor* has your back.

### Genetic legacy

The persistence of *Bronsyn*, with the high DM yield and palatability of *Tolosa*, make *Governor* an ideal diploid ryegrass for dairy, sheep and beef systems.

### A true survivor

*Governor* is the Rambo of AR37 ryegrasses for persistence. Fine and densely tillered, it's survived outstandingly well under grazing through drought and high insect pressure in farm trials nationwide. *Governor* is also available with AR1 endophyte if you don't need AR37.


### Seasonal growth

Want more feed in early spring and autumn? Most farmers do. Sow *Governor*, and you're sorted.

### Staunch

With a +8 days heading date, low aftermath heading and better rust resistance than its parents, *Governor* is your dependable, hardy multi-purpose pasture.

### Where to sow

Pasture type	High animal performance	More density & robustness	Persistence key requirement	Toughest, non-ryegrass situations
	 Increasing persistence			
Example	<i>Array/4front</i> mix OR <i>Maxsyn/4front</i> mix	<i>Governor</i> OR <i>Maxsyn</i> OR <i>Array</i>	<i>Rohan SPR</i>	<i>Bareno</i> <i>Redefine</i>
Description	<i>Array</i> or <i>Maxsyn</i> provides density and robustness, tetraploid <i>4front</i> adds high palatability driving animal intakes.	<i>Array</i> , <i>Maxsyn</i> and <i>Governor</i> are, densely tillered cultivars that provide robust, high yielding pastures.	<i>Rohan SPR</i> is a very persistent spreading ryegrass suited to hill country and tougher conditions.	Some situations are just too tough or dry for ryegrass. This is where <i>Bareno</i> pasture brome and <i>Redefine</i> cocksfoot suit.

### Sowing Governor

Dairy		kg/ha
Top performing all-round pasture	<i>Governor</i> perennial ryegrass	18-22
	<i>Kotuku</i> white clover	2
	<i>Ruru</i> white clover	2
	<i>Captain CSP</i> plantain	2-4
	Total	24-30
Sheep, Beef		kg/ha
Top performing, all-round pasture	<i>Governor</i> perennial ryegrass	16-20
	<i>Ruru</i> white clover	2
	<i>Apex</i> white clover	2
	<i>Redefine</i> cocksfoot	3-6
	Total	23-30



## Hogan annual ryegrass


*Hogan* sets the standard for tetraploid annual ryegrass, producing over 1.3 t DM/ha more (worth \$520/ha) – and it looks fantastic too!

### High value

*Hogan* establishes rapidly and out grows 30+ year old *Tama* by over 1.3 t DM/ha. If you value this cool season growth at \$0.40/kg DM, *Hogan's* advantage is \$520/ha extra profit, i.e. an over tenfold return on the extra \$35-\$45/ha it costs to sow *Hogan* over *Tama*.

### Fast establishment

*Hogan* is a tetraploid bred for rapid establishment (+25% faster than *Tama*) to provide fast feed in autumn, a critical advantage particularly following dry summers.



### Reliability

*Hogan* has been proven to perform, year in, year out, across all types of farm systems, soils and seasons, pumping out energy-rich feed from autumn through spring.

### Winter crop

It is the ideal autumn sown 6-8 month winter crop, or spring sown for 12 months. If a longer term crop is required, *Tabu+* or hybrid ryegrasses *Shogun* or *Forge* are better options.

### Sowing *Hogan*

Dairy, Sheep, Beef, Deer		kg/ha
Winter-spring crop	<i>Hogan</i> annual ryegrass*	30
	Total	30
Winter-spring crop with annual clovers	<i>Hogan</i> annual ryegrass*	22
	<i>Laser</i> Persian clover	8
	Total	30

\* Tetraploids are sown at a higher rate than diploids, because of their larger seed.

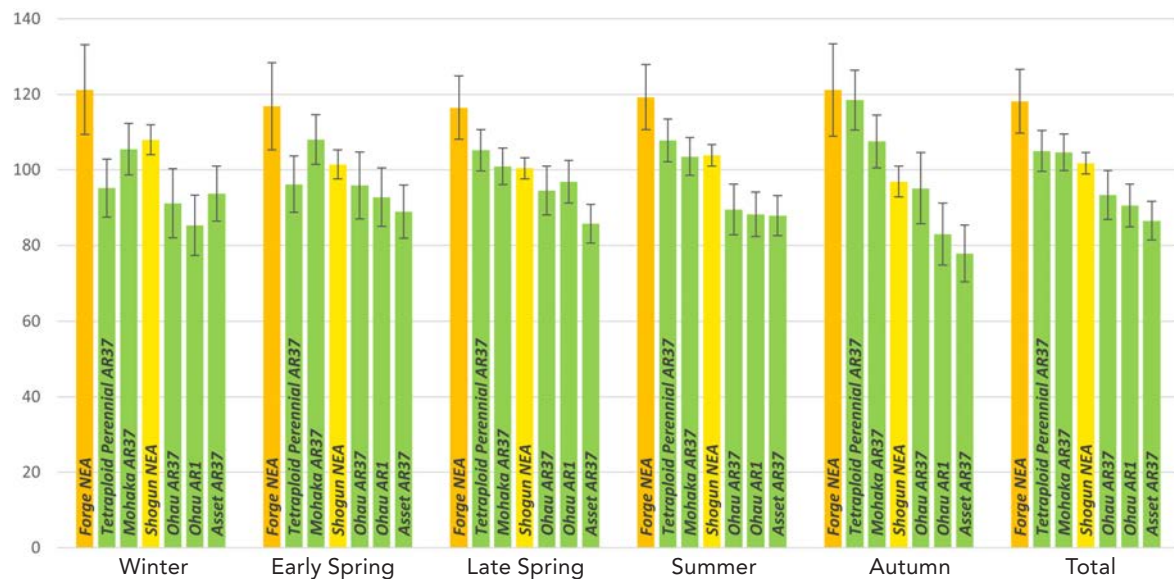
## Forge tetraploid hybrid ryegrass

*Forge NEA* is the phenomenal 3-5 year pasture bred to deliver animal performance your neighbours will envy, with environmental benefits too.

### Groundbreaking

Yielding at least 13% more than all other cultivars in the National Forage Variety Trials (NFVT), *Forge* is a breakthrough in genetic gain. (Few new ryegrass cultivars ever exceed 5% yield improvement!) Even better, *Forge* gives this extra yield and quality across all seasons.

#### 2023-24 NFVT hybrid ryegrass summary: All New Zealand Trials\*



\*NFVT Summary 1991 – 2024 (September 2024). Yields as a percentage of trial mean. If two means differ by more than the sum of their least significant intervals (LSI), they are significantly different at the 5% level. NFVT Protocol cutting times may disadvantage yield potential of a Perennial Ryegrass within a Hybrid Ryegrass trial.

### Feed when you need it

Growth in autumn, winter and early spring is increasingly prized in our farm systems. It provides feed when it is often most needed, and most expensive.

Nothing else compares to *Forge* when the temperature drops. In autumn it grows 13% - 55% more than other hybrid ryegrasses in the NFVT system; and 12% - 42% more in winter.


### Tasty as

Animals love tetraploids – they are soft, high in sugars, legume-friendly, and easy to eat. *Forge* encourages higher intakes, optimal per head performance and improved efficiency.

### Lose less N & GHG

With higher animal intakes, and extra cool season growth, *Forge* helps lighten the farm footprint.

Tetraploids can be grazed at higher covers, so you grow more pasture for the same amount of nitrogen. *Forge's* extra winter yield also better mitigates nitrogen leaching during the high-risk cool season when soils are wet. Its palatability and high feed value lifts per animal performance, which lowers both greenhouse gas emissions and animal health costs.



### Extra 1.5t DM/ha

Forge NEA will grow about 1.5 t dry matter/ha a year more than a high performance perennial ryegrass. What could you do with this extra feed?

- Dairy farms: Add more home grown pasture to your winter milking or early calving system. More ME/ha year-round can increase MS production, too. Just as importantly, high quality and palatability lift efficiency through more milk/cow, rather than more cows. Alternately, use the extra feed to cut supplement costs.
- Sheep and beef: Feed ewes better through lactation, and finish more lambs off mum. Capitalise on the early schedules, and avoid the weaning check. Forge's high quality is also great for growing or finishing stock.
- Undersowing: Direct-drill into thin, sad pastures to lift both yield and feed quality. Forge establishes rapidly, with fast regrowth, so it's perfect for this.

### Add red clover & stand clear

We've tested a range of mixes with *Morrow* red clover, as this will provide the best quality summer feed. The mixes of 30 kg/ha *Forge* with 6 kg/ha *Morrow*, and 20kg *Forge* with 10 kg *Morrow*, are the top performers, with the latter likely to give a bit less winter yield and more summer yield and quality.

### Breeding & persistence

Forge has 75% perennial: 25% Italian ryegrass parentage, so it fits between *Shogun* (50:50% parentage), and *4front* perennial ryegrass. Forge's persistence is very good for a tetraploid hybrid, thanks to high tiller density and a focus on persistence in its breeding.

### Sowing Forge

Dairy		kg/ha
High performance 3-5 year pasture	Forge NEA hybrid ryegrass	30
	Kotuku white clover	2
	Ruru white clover	2
Total		34
Sheep, Beef, Deer		kg/ha
High performance finishing pasture	Forge NEA hybrid ryegrass	25-30
	Morrow MS red clover	6
	Ruru white clover	2
Total		33-38
Undersowing		kg/ha
Sow into thin pasture to extend performance	Forge NEA hybrid ryegrass	13-20*
	Total	13-20

\*Sowing rate depends on how thin pasture to be undersown is. Tetraploids are sown at a higher rate than diploids, because of their larger seed.

Other species can be added as needed e.g. *Captain CS* plantain.

## Shogun NEA12 hybrid ryegrass

The rockstar hybrid you love, now supercharged with NEA12 endophyte and even more yield for great animal performance.

### What makes it special?

Fast, nutritious and delicious, *Shogun* is your best friend for both 1-3 year pasture, and undersowing, no matter where you farm.

### Supercharged

*Shogun* is now supercharged with NEA12 endophyte, growing 8% more total yield than the previous NEA version. Normal ryegrass breeding delivers about 1% genetic gain a year, so that's 8 years' progress in one go. Imagine achieving that in your animals!

### Higher carrying capacity

*Shogun NEA12* grows more year-round, so you can feed more animals on those paddocks. Its biggest seasonal advantage over *Shogun NEA* is during summer and autumn as shown in the industry trial results below.

Waikato - NFVT trial H216TEA yields, relative to trial mean = 100, mean of 3 years\*

Entry	Autumn	Winter	Early Spring	Late Spring	Summer	Total
Forge NEA	124 a	119 a	113	119 a	121 a	118 a
<b>Shogun NEA12</b>	<b>114 b</b>	<b>115 ab</b>	<b>112</b>	<b>117 a</b>	<b>126 a</b>	<b>117 a</b>
Shogun NEA	104 c	111 bc	110	103 b	106 ab	107 b
Mohaka AR37	108 bc	100 c	111	103 b	101 b	103 b
Trial mean kg/DM/ha	1663	1575	2485	2986	2399	11455
Significance	***	***	NS	***	***	***


Hawkes Bay - NFVT trial H213POU yields, relative to trial mean = 100, mean of 3 years\*

Entry	Autumn	Winter	Early Spring	Late Spring	Summer	Total
<b>Shogun NEA12</b>	<b>111 a</b>	<b>111 a</b>	<b>105 a</b>	<b>109 a</b>	<b>123 a</b>	<b>111 a</b>
Shogun NEA	109 ab	104 ab	105 a	105 ab	116 ab	107 ab
Ohau AR37	111 a	97 bc	96 ab	95 bc	104 bc	100 bc
Lush AR37	94 b	110 a	100 ab	97 b	98 c	99 bc
Asset AR37	101 ab	102 ab	99 ab	98 b	87 cd	98 c
Ohau AR1	96 ab	88 c	92 b	99 ab	97 cd	95 cd
Ohau WE	97 ab	86 c	90 b	85 c	80 d	88 d
Trial mean kg/DM/ha	1636	1055	1756	2603	1148	8288
Significance	***	**	*	***	***	***

Canterbury - NFVT trial H213NZA yields, relative to trial mean = 100, mean of 3 years\*

Entry	Autumn	Winter	Early Spring	Late Spring	Summer	Total
<b>Shogun NEA12</b>	<b>112 a</b>	<b>113 a</b>	<b>104</b>	<b>104 b</b>	<b>115 a</b>	<b>109 a</b>
Shogun NEA	102 ab	108 a	99	103 b	104 ab	103 b
Asset AR37	100 ab	111 a	96	92 c	100 b	98 bc
Ohau AR1	98 b	80 b	99	108 a	94 bc	98 bc
Ohau WE	99 b	76 b	97	107 ab	94 bc	97 c
Lush AR37	92 b	113 a	97	88 c	99 b	96 c
Ohau AR37	91 b	84 b	101	104 b	87 c	95 c
Trial mean kg/DM/ha	2653	1242	2823	3762	3894	14864
Significance	**	***	NS	***	**	***

\* National Forage Variety Trials (NFVT) run at Te Awamutu, Waikato; Poukawa, Hawkes Bay; and Courtenay, Canterbury over 3 years. Waikato trial discontinued following final yield assessment on the 25th of January 2019 due to poor persistence of all entries. Waikato trial included 9 entries, other trials 12 entries, with non-commercial lines omitted as required by the NZPBRA. Statistical LSD (5%) lettering given; where yields have the same letter there is no statistically significant difference between them.



**Better protection**

NEA12 gives *Shogun* a wider range of insect control, including we believe for porina. Testing has shown NEA12 provides good black beetle control (at the same level as NEA endophyte) and very good root aphid control.

**Faster payback**

*Shogun* establishes very fast, more like an Italian ryegrass, so these paddocks are ready to graze sooner than ones sown with perennial ryegrasses or some other hybrids.

**Make more protein**

Animals thrive on *Shogun NEA12* – it’s a high energy, late heading tetraploid (+13 days), with minimal aftermath heading in summer, plus you gain that extra yield.

**Easy to graze**

*Shogun* is a super palatable tetraploid. Animals love eating it, so it’s easier to manage.

**Animal health**

In most cases *Shogun NEA12* will deliver excellent animal health. We believe it is safe to use for dairy cows and cattle.

There is a risk of some ryegrass staggers in sheep or lambs if you graze into the base of the pasture in summer dry conditions. But this is less likely if you sow a pasture mix with high legume and herb content (see suggestion below). In animal testing on pure ryegrass swards, ryegrass staggers on *Shogun NEA12* has occurred at a much lower level than *Standard* endophyte, and stock recover much quicker.

We do not recommend NEA12 for horses or deer. *Forge NEA* hybrid ryegrass is a better choice.

**Sowing *Shogun***

Dairy and cattle systems		kg/ha
High performance 1-3 year pasture	<i>Shogun NEA12</i> ryegrass	30
	<i>Ruru</i> medium leaved white clover	2
	<i>Kotuku</i> large leaved white clover	2
	Total	34
Lamb and beef finishing		kg/ha
High performance 1-3 year finishing	<i>Shogun NEA12</i> ryegrass	25
	<i>Ruru</i> medium leaved white clover	2
	<i>Apex</i> small leaved white clover	2
	<i>Morrow</i> red clover	6
	<i>Captain CS</i> plantain	2-4
Total	37-39	
Undersowing		kg/ha
Undersowing with fast establishment	<i>Shogun NEA12</i> ryegrass	15-20*

\*Sowing rate depends on how thin pasture to be undersown is. Tetraploids are sown at a higher rate than diploids, because of their larger seed.



*Shogun NEA12* is owned and marketed by Barenbrug  
*Shogun* hybrid ryegrass & *NEA12* endophyte are protected under the NZ Plant Variety Rights Act

## Tabu+ Italian ryegrass

*Tabu+* is our record-breaker, with explosive establishment speed and superior cool season growth. It's rated 5-stars in the 2023 Forage Value Index for the winter feed category.

### Multi-use

*Tabu+* is Mr Adaptable. Sow it as an 8-12 month high performance crop; grow happy animals for 2-3 years in areas with mild summers, or undersow into run out pasture to boost winter and spring growth. For best results undersowing dense pastures, spray before drilling. Note: If you need pasture to last 2-3 years *Shogun NEA12* may be a better option.

### 5-star nation wide in the FVI

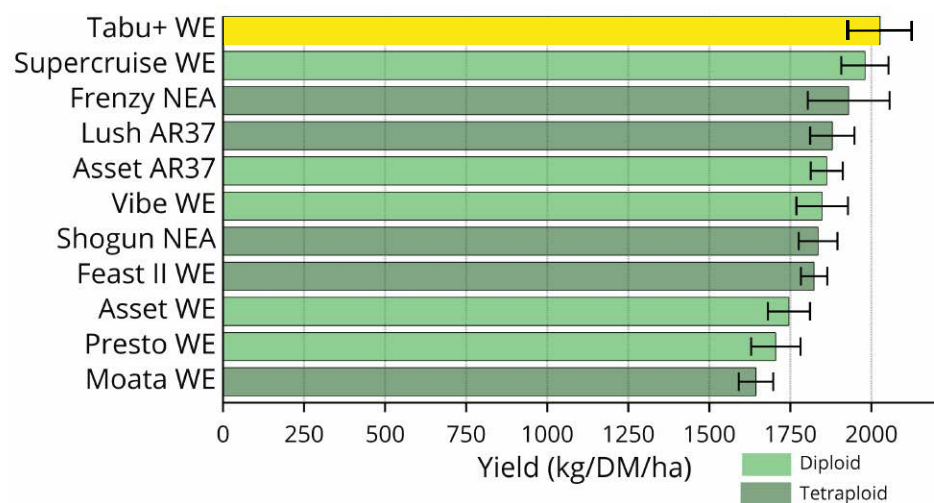
*Tabu+* had the top 5-star rating in the 2023 DairyNZ Forage Value Index across all regions, for the winter feed category.



### Unstoppable in winter

*Tabu+* is the top yielding Italian ryegrass in the National Forage Variety Trials (NFVT) 12 month pasture summary, for winter growth.

2023-24 NFVT Italian ryegrass yields: All New Zealand trials - winter yield



### 2000% ROI

*Tabu+* produced an extra 3.2 t DM/ha over *Moata* as a 12 month crop. For an extra seed cost of about \$50/ha, *Tabu+* returned over 2000% on investment! That's because this extra feed is valued at about \$0.40/kg DM or +\$1280/ha operating profit.

### Soaks up winter N

The more winter growth on your farm, the more nitrogen you capture before it leaves the soil. *Tabu+* hits its peak in May-August, and its super-fast cool season growth pulls up more nitrogen than slower growing pastures.



## Sowing *Tabu+*

<b>Winter ryegrass crop</b>	<b>kg/ha</b>
<i>Tabu+</i> Italian ryegrass	20-22
<b>Winter ryegrass crop with annual clovers</b>	<b>kg/ha</b>
<i>Tabu+</i> Italian ryegrass	16-18
<i>Laser</i> Persian clover	8
Total	24-26
<b>1-2 year pasture option</b>	<b>kg/ha</b>
<i>Tabu+</i> Italian ryegrass	18-22
<i>Morrow MS</i> red clover	6
<i>Kotuku</i> or <i>Apex</i> white clover	2
<i>Ruru</i> white clover	2
Total	28-32
<b>Undersowing</b>	<b>kg/ha</b>
<i>Tabu+</i> Italian ryegrass	10-15*
<i>Kotuku</i> or <i>Apex</i> white clover	1.5
<i>Ruru</i> white clover	1.5
Total	13-18

\*Sowing rate varies depending on how thin pasture to be undersown is.



*Tabu+* has explosive establishment speed and winter growth.

## Redefine cocksfoot

The ultimate mixer! Makes friends wherever it grows.

### What makes it special?

*Redefine* is the cocksfoot your pasture has been waiting for. Polite, controlled and co-operative, it plays nicely with other species instead of taking over.

### Who should sow it?

Anyone who wants the benefits of a cocksfoot without the clumpy, aggressive behaviour and clover suppression associated with older varieties.

### Where does it fit?

*Redefine* adds diversity and climatic resilience to pastures in summer-dry regions. It is tougher than ryegrass with more summer growth.

### Even finer

Since *Kara* was released in 1980, we have made great progress developing finer, more tillered cocksfoot cultivars. *Redefine* is a big step forward. At over 5000 tillers/m<sup>2</sup>, you can clearly see the difference between it and other cocksfoots.

### Progress of cocksfoot tiller density\*

	<i>Kara</i>	<i>Ella</i>	<i>Greenly II</i>	<i>Safin</i>	<i>Redefine</i>
Tillers/m <sup>2</sup>	2381	2981	3335	4241	5095
(versus <i>Kara</i> = 100%)	100%	125%	140%	178%	214%

\* Results from 2 grazing trials at Courtenay Canterbury. LSD (5%) = 707 tillers/m<sup>2</sup>.

### Good against grass grub

Once established cocksfoot has good tolerance of all pests. Notably, it is much more tolerant of grass grub than ryegrass.

### See green

*Redefine* lives better with clovers, meaning there's more available nitrogen, so it's nicer to eat.

This is key, because when cocksfoot is low in crude protein (look for yellow leaves), palatability and animal performance is poor.



*Old cocksfoot can become low in crude protein and less palatable.*



*Redefine is about making friends with legumes, so it's nicer to eat.*



### Great team-mates

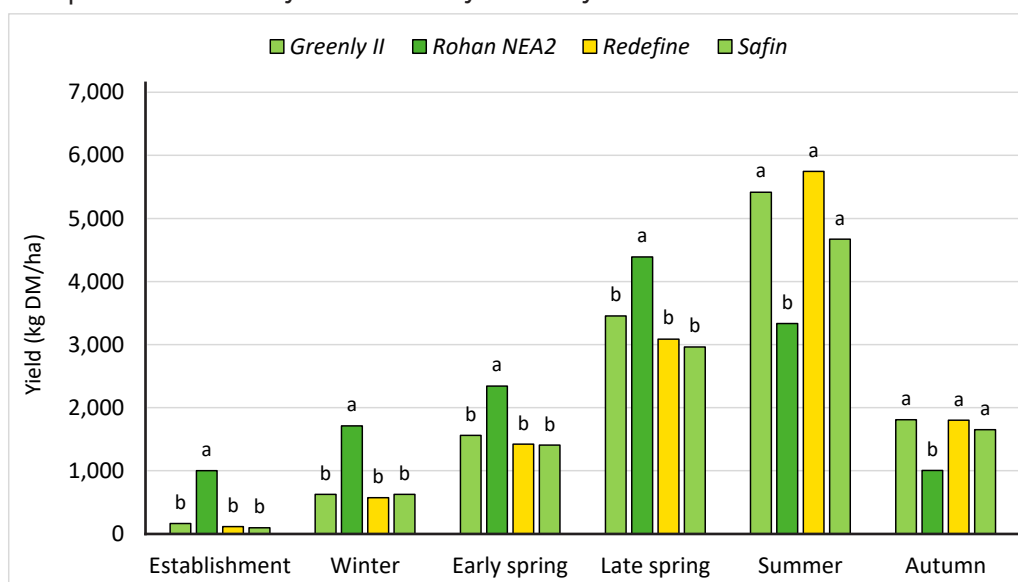
*Redefine* and ryegrass are ideal partners, giving more reliable pasture establishment than sowing cocksfoot as the sole grass. *Redefine* sown with ryegrass will be faster to grazing, with fewer weed issues, and will provide more feed over the first year.

*Redefine* will come through in the summer, and sowing rates can be adjusted to get the pasture balance you want (see below).

### Value vs ryegrass

This is demonstrated by the establishment year of a dryland trial comparing cocksfoot with *Rohan* perennial ryegrass. *Rohan* established much faster, providing valuable feed through to late spring. But once the dry summer hit, the deep-rooting *Redefine* outperformed the ryegrass.

Comparative seasonal yield over first year of dryland trial



\* Statistical significance lettering is provided above bars of graph at the LSD 5% level. Yields with the same letter are not significantly different.

### Sowing Redefine

Want some contribution from <i>Refine</i> through a pasture?	Want a strong <i>Refine</i> contribution to a pasture?	For a cocksfoot-based pasture.
<i>Redefine</i> 3 kg/ha in pasture mix with ryegrass, white clover etc.	<i>Redefine</i> 6 kg/ha in pasture mix with ryegrass, clover etc.	<i>Redefine</i> 8-10 kg/ha with white & sub clovers etc.

## Bareno brome

*Bareno* thrives where perennial ryegrass fails, excelling on tough, summer dry sheep and beef country with free-draining soils.

### Flexible

*Bareno* provides a palatable, persistent pasture for dryland farming that can tolerate both rotational grazing and set stocking. *Bareno*'s persistence may decline in coastal areas north of Taupo, so it is not suited to these regions.

### Very palatable

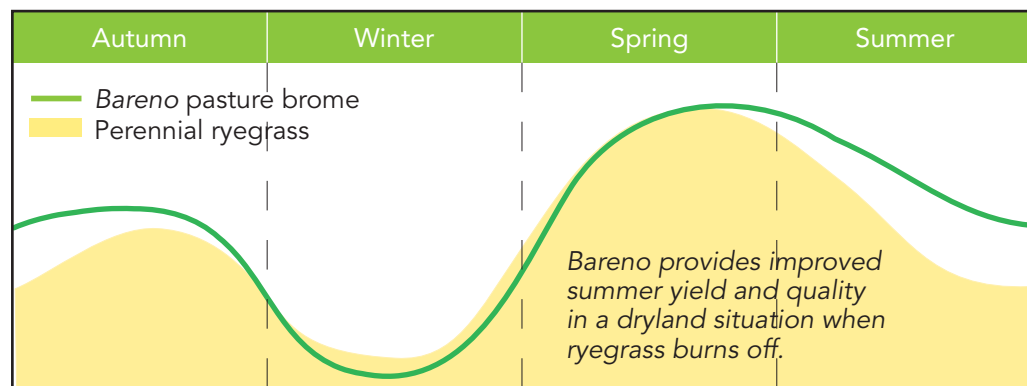
A strong feature of *Bareno* is its palatability through all seasons:

- It remains palatable, even when seed heads are present, and stays greener and leafier than ryegrass in summer.
- *Bareno* can support a high legume content (40% sub and white clover has been measured in spring).

### High yield

On Lincoln University's Silverwood Farm, a dryland breeding property in inland Canterbury, *Bareno* produced 12.5 t DM/ha/year, 9% more than new sowings of perennial ryegrass (11.5 t DM/ha), with excellent spring, summer and autumn growth.

### Seasonal growth



### Sow early

Brome grasses are slower to establish than ryegrass, so make sure to:

- Sow when warm - soil temperature 12°C+ in late summer or early autumn.
- Summer fallow before sowing in dry regions.
- Direct drill – this has proven very successful.

### Sowing Bareno

Sheep, Beef, Deer		kg/ha
Persistent and palatable dryland pasture	<i>Bareno</i> pasture brome	25-32*
	Can be added: <i>Redefine</i> cocksfoot Sub clover Apex white clover <i>Morrow</i> red clover	Inclusion of species depends on situation. Seek advice if unsure.

\**Bareno* sowing rate high because brome grasses have large seeds.



## Diverse Pasture Premix

We produce a pre-mix detailed below, for sowing at 36 kg/ha. It comes in 25 kg bags to sow at 1.4 bags/ha, and is available in either treated or bare seed.

### Diverse Pasture Premix

The *Diverse Pasture Premix* combines high yielding *Maxsyn NEA4* perennial ryegrass with the persistence of *Rohan SPR* perennial ryegrass. *Redefine* cocksfoot, *Bareno* grazing brome and timothy add diversity, while *Tabu+* gives greater cool season production. *Captain* plantain and *501 Chicory* supply pasture herbs, a lower N footprint, and in the case of *501* a deep taproot. *Kotuku* large leaved and *Ruru* medium leaved white clovers, and *Morrow* red clover have different growth habits, high feed quality advantages, and nitrogen fixation. *Laser* Persian clover and *Coolamon* sub clover are annual clovers to improve feed quality from late spring into summer and will reseed if managed correctly.

### Sowing the Diverse Pasture PreMix

Dairy, Sheep, Beef	kg/bag
<i>Maxsyn NEA4</i> perennial ryegrass	5
<i>Redefine</i> superfine cocksfoot	3
<i>Rohan NEA2</i> perennial ryegrass	2
<i>Timothy</i>	1
<i>Bareno</i> pasture brome	3
<i>Tabu+</i> Italian ryegrass	2
<i>Kotuku</i> white clover	1
<i>Ruru</i> white clover	1
<i>Morrow</i> red clover	3
<i>Laser</i> Persian clover	1
<i>Coolamon</i> sub clover	1
<i>501 Chicory</i>	1
<i>Captain</i> CSP plantain	1
<b>Total</b>	<b>25kg</b>

\*Mix may vary depending on availability of species

### Practicalities

Your herbicide options are limited with this mix, so choose your paddock carefully to be free of problem weeds. Good seed bed preparation and weed control before sowing are essential. There are no specific requirements for soil nutrient levels, but a good base nutrient status will help all species perform.

## Kotuku white clover

*Kotuku* is a very fast establishing, nutritious, high yielding large leaved white clover with superior summer growth.

### Why *Kotuku*?

White clover is critical for feed value and nitrogen fixation in pastures. It is also a key source of protein and energy for milking and growing stock, particularly in summer. *Kotuku* has excellent seasonal growth, and outperforms all other trialled cultivars over the critical summer period.

### High yield

This mixed sward trial included one entry without clover. The effect of clover on nitrogen fixation and yield is clear, with *Kotuku* showing particularly good yield.

Seasonal DM yield data 2013-2016, Courtenay, Canterbury. Trial mean = 100.

Entry	Autumn	Winter	Early spring	Late spring	Summer	Total
<i>Kotuku</i>	117 a	107 bc	107 ab	109 a	121 a	114 a
<i>Kopu II</i>	114 a	115 a	112 a	109 a	110 b	111 ab
<i>Kotare</i>	105 bc	106 c	108 a	111 a	108 bc	106 bc
<i>Tribute</i>	102 bc	105 c	109 a	107 ab	102 bd	105 c
<i>SF Quest</i>	106 b	114 ab	111 a	105 ac	98 d	104 cd
<i>Mainstay</i>	110 ab	101 cd	100 c	99 bd	102 bd	102 cd
<i>Weka</i>	99 cd	97 de	100 bc	106 ac	101 cd	100 de
<i>Bounty</i>	94 de	88 f	92 d	97 cd	102 cd	97 e
<i>Huia</i>	88 e	91 ef	92 d	95 d	97 d	95 e
No clover	46 f	67 g	59 e	55 e	29 e	44 f
Trial mean (kg DM/ha)	1765	721	970	1659	3101	8509
Significance	***	***	***	***	***	***

\*Data from Courtenay, Canterbury, 2013-2016. Statistical significance lettering is given, yields with the same letter are not significantly different at the 5% LSD level.



High-yielding *Kotuku* fuels both dairy and red meat finishing systems.



### Jumps out of the ground

*Kotuku* jumps out of the ground quicker than many clovers. That helps it compete with fast-establishing ryegrass, and makes it easier to plan broadleaf weed control in new pasture. Weeds are best treated when small, but new clovers must have 3-4 trifoliate leaves before spraying, so the faster your young plants reach this stage, the better your herbicide results.

### Oversowing advantage

Oversowing existing pastures with clover can add more clover to your system. Because it gets going so much faster than other clovers, *Kotuku* competes better with existing pasture and is perfect for oversowing.



*Establishment speed of Kotuku (left) versus Mainstay.*

### Persistence

*Kotuku* has demonstrated robust persistence for a large leaved cultivar, and has a medium stolon density. This drives summer production in dairy and dry stock finishing systems.

### Sowing *Kotuku*

Dairy		kg/ha
Top performing dairy pasture	<i>Maxsyn</i> or <i>Array</i> perennial ryegrass	18-22
	<i>Kotuku</i> white clover	2
	<i>Ruru</i> white clover	2
	Total	22-26
Sheep, Beef, Deer		kg/ha
For high palatability tetraploid finishing pasture	<i>4front</i> perennial ryegrass	30
	<i>Kotuku</i> white clover	2
	<i>Ruru</i> white clover	2
	<i>Morrow MS</i> red clover	6
	Total	40

## Ruru white clover

Lusher, better, stronger. The new medium leaved white clover delivering more energy and protein in summer, plus extra nitrogen fixation too.

### What makes it special?

*Ruru* is our upgraded replacement for *Weka*. It is similar in type, with more aggressive growth and higher year-round yield, particularly in summer.

### System fit

All systems will benefit from *Ruru* - dairy, cattle, sheep and deer.

### More free nitrogen

Higher yield means more free nitrogen for your farm, so you can save on fertiliser costs and lighten your footprint. *Ruru* grows enough extra to give you up to 14 kg nitrogen/ha/year more than some other similar clovers (based on a fixation rate of 28 kg nitrogen/ha per tonne of clover<sup>1</sup>).

### Treat animals in summer

Plenty of clover in summer keeps animals happy and productive. *Ruru* flourishes in warm weather, guaranteeing more energy and protein when grass is not always at its best.



Spot the difference! *Ruru* in mid January (right) is notably ahead of *Weka* (left), even though both were sown in Canterbury at the same time, with the same ryegrass, and managed identically.

<sup>1</sup>Lucas, R. J., Smith, M., Jarvis, P., Mills, A., & Moot, D. J. (2010). Nitrogen fixation by subterranean and white clovers in dryland cocksfoot pastures. *New Zealand Grassland Association*.



## Shines in summer

Combined yields over two trials at Courtenay, Canterbury\*

Entry	Autumn	Winter	Early Spring	Late Spring	Summer	Annual
<b>Ruru</b>	<b>1584</b>	<b>648 b</b>	<b>1675</b>	<b>3286 a</b>	<b>3934 a</b>	<b>11625 a</b>
Weka	1586	659 b	1663	3183 b	3752 b	11479 ab
Tribute	1585	748 a	1665	3076 c	3622 b	11152 b
Mean (kg DM/ha)	1577	673	1638	3101	3739	11180
Significance	ns	***	ns	***	***	***


\* Combined yields of two replicated, pure sward clover trials run 2016-19 and 2017-2018.

## Lasts in the pasture

Bred for high grazing tolerance, strong spreading growth and good tolerance of clover root weevil, *Ruru* is a stayer, not a sprinter.

## Sowing *Ruru*

Dairy and cattle systems		kg/ha
Top cattle clover combination	Perennial ryegrass	18-30
	<i>Ruru</i> medium leaved white clover	2
	<i>Kotuku</i> large leaved white clover	2
	Total	22-34
Sheep and deer systems		kg/ha
Top sheep and deer combination	Perennial ryegrass	18-30
	<i>Ruru</i> medium leaved white clover	2
	<i>Apex</i> small leaved white clover	2
	Total	22-34



*Ruru* white clover spreads strongly.

## Apex white clover

Apex is a robust, persistent clover, bred to stand up to hard grazing, summer dry conditions, and clover root weevil.

### Medium-small leaf size

Apex has a medium-small leaf, with many more stolon growing points than traditional cultivars like *Huia*, for improved growth, and drought and pest tolerance.

### Good persistence

A key feature of Apex is improved persistence. A Waikato grazing trial showed excellent persistence into its fourth year, with the highest fourth year yields.

### High yield

Why grow *Huia* when Apex outyields it by 56% in winter, 39% in spring and 27% in autumn?

Yield in three Manawatu sheep grazing trials (*Huia* = 100)\*

Cultivar	Winter	Spring	Summer	Autumn
Apex	156 a	139 a	108 a	127 a
<i>Huia</i>	100 b	100 b	100 a	100 b
LSD (5%)	22	18	15	18

\* Woodfield et al. NZ Grassland Association 63: 103-108

### Spreading growth



Apex spreads strongly across bare ground, boosting legume content in your pasture.

### Sowing Apex

Sheep, Beef, Deer	kg/ha	
For more clover in drier or tougher grazing systems	Perennial ryegrass (e.g. <i>Rohan</i> )	18-20
	<i>Redefine</i> cocksfoot	3-6
	Apex white clover	2
	<i>Ruru</i> white clover	2
	Total	25-30

## Maximising white clover

### Summary

White clover is a key element of our farm systems thanks to its high feed value, warm season growth and natural ability to fix nitrogen.

It is more difficult to establish in a pasture than grass, however. Take care with soil fertility, sowing technique and cultivar choice. Clover content is also greatly influenced by on-going pasture management.

### Soil fertility

Correct soil fertility is a must. Clover is sensitive to soil pH, growing best at 5.8-6.2. Ensure adequate levels of phosphate, sulphur and molybdenum. If lack of clover is on-going, test the herbage of clover plants present to help find answers.

### Establishment

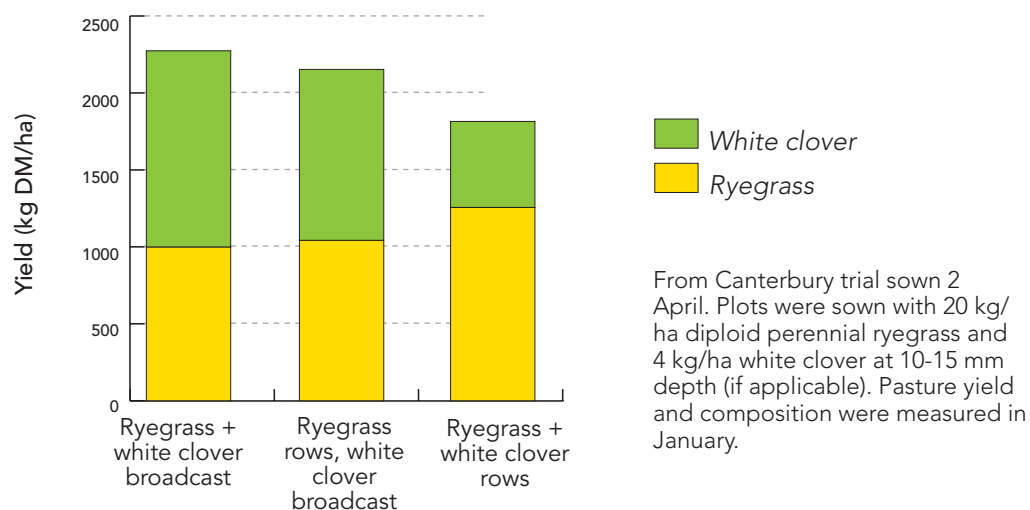
Careful establishment helps white clover thrive.

It has a small seed, requires shallow sowing (<5 mm), and is often sown too deep. Drilling ryegrass and clover in the same row through a coulter drill means competition from the faster establishing ryegrass suppresses clover (see graph below). Where possible don't sow ryegrass and clover together in rows. If cultivating, roller drills are ideal. If your drill (or your contractor's) has a separate small seed box, one option is to order your clover seed separately, sow it through this, then roll.

### Sowing method & clover

In this trial, white clover and ryegrass were sown using three widely used methods. Nine months after sowing, broadcasting white clover seed gave on average 20% more clover in the pasture than drilling with ryegrass in a row.

White clover and ryegrass DM yields from different sowing methods



### Maintaining good clover

Once established, white clover will perform best under rotational grazing, so it is frequently exposed to sunlight, not shaded out under high grass covers. White clover is also preferentially grazed by stock, so continuous set-stocking often leads to over grazing and reduced clover levels.

## Morrow MS red clover

Grow. Graze. Repeat. *Morrow* multi-stemmed (MS) red clover brings better grazing tolerance to NZ farmers, plus high yield in summer and autumn.

### Great pedigree

*Morrow* comes from a tough family. Most red clovers wouldn't last long under intensive rotational dairy grazing on light, upper North Island soils. But *Morrow's* parents did. Over time, they adapted, survived, and produced well, even after repeated droughts.

We took plants from these old NZ pastures, and selected the best of them for high yield, persistence and flowering to create a multi-stemmed red clover with improved production and persistence under grazing.

### Longevity

Red clover's biggest drawback has always been limited persistence under grazing. *Morrow's* improved grazing tolerance – helped by its high stem count and semi-prostrate form - means it keeps animals happy year on year. Like all red clovers, it persists best on free-draining soils under a longer summer grazing round.

### Quality + yield when it counts

High energy and high yield together create ideal late spring and summer finishing feed, giving great quality as grass energy levels drop, and driving rapid liveweight gains for lambs and cattle.

#### Red clover seasonal yield in dryland Canterbury\*

Entry	Early spring	Late spring	Summer	Autumn	Winter	Total yield
<i>Morrow</i>	6.4 a	7.0 a	7.4 a	7.7 a	5.4 a	6.8 a
<i>Tuscan</i>	6.1 ab	6.7 a	5.5 b	6.0 ab	6.1 a	6.1 ab
<i>Rossi</i>	5.2 ac	5.7 ab	5.3 bc	6.3 ab	5.5 a	5.5 b
<i>Relish</i>	4.3 c	4.3 b	3.7 c	5.3 b	3.0 b	4.0 c
Trial mean	4.9	5.6	5.4	5.8	4.4	5.3
%CV	20.1	18.0	16.5	18.4	21.3	12.8

\*Data from 2 years of pure sward trial, grazed by sheep. Trial sown 2016. Yield visually scored on 1-9 basis, where 9 = highest yield.



Heads down - excellent summer yield and feed quality make *Morrow* ideal for finishing.

**CRW tolerance**

Red clover is less bothered than white clover by clover root weevil. Sow *Morrow* and you get more diverse pastures with strong legume content.

**Free N**

Red clover naturally fixes its own nitrogen. Based on its yield, *Morrow* can fix over 200 kg N/ha, or about about 25 kg/N per tonne of dry matter grown.

**Phyto-oestrogen levels**

*Morrow* has low-medium phyto-oestrogen levels. Even so, err on the side of caution with ewes or hoggets 3-6 weeks either side of mating. High red clover intake at this time is best avoided.

**Sowing *Morrow***

All systems		kg/ha
Productive, persistent clover combination	Perennial ryegrass	18-30
	<i>Morrow</i> red clover	6
	<i>Kotuku</i> or <i>Ruru</i> white clover	4
	Total	28-40
Sheep, Beef, Deer		kg/ha
Two year high LWG finishing crop	<i>Captain CS</i> plantain	10
	<i>Laser</i> Persian clover	4
	<i>Morrow MS</i> red clover	6
	<i>Ruru</i> white clover	4
	Total	24
Tetraploid perennial ryegrass - finishing		kg/ha
Fantastic feed quality and animal performance	<i>4front</i> tetraploid perennial ryegrass	24
	<i>Ruru</i> white clover	2
	<i>Apex</i> white clover	2
	<i>Morrow MS</i> red clover	6
	<i>Captain CS</i> plantain	2-4
Total	36-38	

## Zulu II arrowleaf clover

*Zulu II* annual clover has two contrasting roles. First, it's a high energy legume for finishing animals or making silage from early spring through into summer. Second, where managed to reseed and regenerate, it shows great potential to get nitrogen into hill country pastures.

### Yield + quality

*Zulu II* can transform low-yielding dry paddocks into palatable, productive pastures growing over 10 t DM/ha, with highest growth rates through spring and early summer. Feed value is excellent, with less risk of bloat than other annual clovers.

### System fit

Sow *Zulu II* in autumn as a finishing crop, or as a persistent legume in hill country pasture where it is allowed to set seed in summer, to germinate in the subsequent autumns. It has a high level of hard seed which persists in the soil for many years. *Zulu II* also partners well with spring sown chicory, feeding nitrogen into this summer crop.

### Management

If sown with chicory, graze the crop according to best practice for the chicory. For persistence in hill country *Zulu II* must be managed carefully to allow reseeding in the first year. Typically these paddocks should not be grazed during flowering. After seed set, remove plant residues in late summer to open up the pasture and promote better seedling regeneration in autumn. *Zulu II* tolerates moderately acidic soils. Sow treated seed.

### Sowing *Zulu II*

Dairy		kg/ha
Chicory/annual clover crop	501 Chicory	8
	<i>Zulu II</i> arrowleaf clover	8
	Total	16
Sheep, Beef, Deer		
8-10 month pure clover sward (manage to reseed & build soil N)	<i>Zulu II</i> arrowleaf clover	10
	Hill country oversow mix	
	Redefine cocksfoot	8
	Ruru white clover	2
	Apex white clover	2
	Sub clover	6
	<i>Zulu II</i> arrowleaf clover	4
	Total	22



*High-yielding Zulu II tastes great and yields well, with excellent feed value.*



## Laser Persian clover

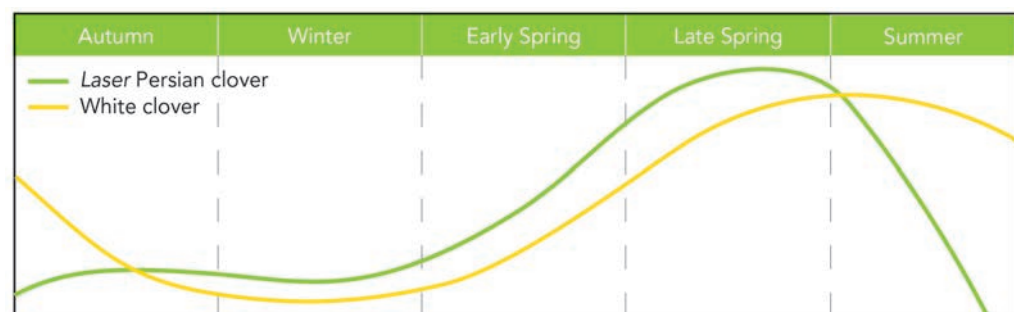
*Laser* annual clover is fast establishing, and produces high-quality feed from winter through early summer, for improved animal production and finishing, or silage/hay.

### Later growth

*Laser* has a different growth curve to *Zulu II*, flowering 30 days later, and extending growth into summer.

### System fit

On dairy farms, add *Laser* to short-term pastures to improve feed quality, and extend feed supply and animal production first in autumn, then from early spring to early summer. For sheep and beef, it is excellent for increasing feed quality and accelerating liveweight gains. *Laser* also suits hay/silage making. It establishes faster than white clover, and yields much more over 8-10 months



### Management

Graze down to residuals of 2-3 cm during winter. In spring, rotationally graze to residuals of 4-5 cm to maximise animal performance, and pasture regrowth. Avoid over grazing, which removes developing stems.

### Conditions

*Laser* can tolerate mild salinity, cold temperatures and partially waterlogged soils. Slugs and springtails are a risk during establishment. Use treated seed, slug bait if needed, and include an insecticide at spray out. *Laser* resists clover scorch.

### Sowing *Laser*

Dairy		kg/ha
12-18 month high performance crop	<i>Tabu+</i> Italian ryegrass	16-18
	<i>Laser</i> Persian clover	4
	<i>Morrow MS</i> red clover	6
	Total	26-28
6-8 month winter crop	<i>Hogan</i> annual ryegrass	22
	<i>Laser</i> Persian clover	4
	Total	26
<b>Sheep, Beef, Deer</b>		
8-10 month pure finishing sward	<i>Laser</i> Persian clover	10
Two year finishing crop	<i>Captain</i> CS plantain	10
	<i>Laser</i> Persian clover	4
	<i>Zulu II</i> arrowleaf clover	3
	<i>Morrow MS</i> red clover	6
	<i>Ruru</i> white clover	4
	Total	27

## 501 Chicory

501 Chicory is a fast establishing annual, growing extra feed over the critical first two grazings. It's a high energy, 6-8 month summer crop, with excellent utilisation.

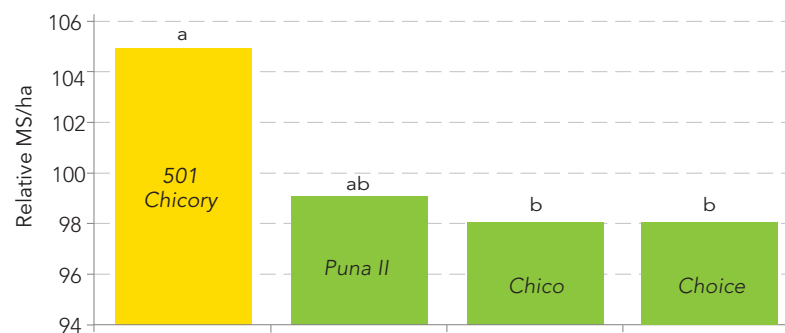
### Rapid establishment

501 Chicory establishes very quickly, meaning less down time before the first grazing. In trials and on-farm across many different soil types, 501 Chicory growth has stood out right from the start, particularly in dry conditions.

### Excellent DM yield

501 Chicory's extra yield is predicted to produce an extra 7% kg MS, giving an additional income of \$350/ha (based on \$7/kg MS) over some other chicorys.

Modelled Chicory MS production (Relative to trial mean = 100).



Data based on yield info from the combined trial analysis of Cambridge 11-12, and Canterbury 12-13. 2 trial lines have been removed from the graph. Assumptions used were: ME of chicory is 12 MJ ME/kg DM and 132 MJ ME to produce 1kg MS.

### Avoid FEI milk penalties

Industry trials show chicory has no effect on the FEI (Fat Evaluation Index) milk grading system, whereas DairyNZ's rule of thumb is to feed less than 3kg DM/cow/day PKE to avoid milk penalties.

### Advantage of 501 + Morrow

The combination of 501 + Morrow red clover or 501 + Zulu II arrowleaf clover performs well. Like 501, these clovers are deep rooted giving them a big advantage in summer dry conditions. They also fix nitrogen, reducing fertiliser requirements for both the crop, and subsequent pasture.

### High ME

Animals love chicory, red clover and arrowleaf clover, and they are very nutritious. During dry summers, they maintain an ME of around 12, whereas ryegrass pastures generally are down around 9-10.5.

### Management

Sow chicory into a fine, weed-free seed bed when soil temperatures are consistently +12°C in spring. Roll before and after sowing for uniform germination. Graze when plants reach seven leaves. Targets for grazing are:

- Pre-grazing targets: 3000 kg DM/ha or 25-35 cm height.
- Post-grazing residual target: 5 cm.



## Environmental gains

501 Chicory offers a range of important environmental benefits:

- Its deep tap root (up to 1.5 m) improves soil structure;
- It mines deep soil N and can recover excess soil N left after winter-grazed crops;
- It doesn't need insecticide sprays (unlike brassica crops);
- It reduces nitrogen in the urine patch the same way plantain does. Research shows cows grazing chicory have substantially lower urinary N concentrations, even more than those recorded for cows grazing plantain;
- Facial eczema spores are much lower than on ryegrass pastures.

## How many ha?

For dairy farms, sow 3 ha of 501 Chicory per 100 cows to provide 3 kg DM of chicory/cow/day. Use this table to calculate how much to sow.

Chicory/cow to be fed	Area of chicory to sow	Daily area of chicory*
2 kg DM/day	2 ha/100 cows	0.1 ha/100 cows
3 kg DM/day	3 ha/100 cows	0.15 ha/100 cows
4 kg DM/day	4 ha/100 cows	0.2 ha/100 cows

\*Assuming 21 day grazing rotation.

## When to resow pasture

501 Chicory will look great going into autumn. Don't be tempted to keep grazing it! Establishing your new pasture early is much more important.

## Sowing 501 Chicory

Use		kg/ha
For a chicory crop	501 Chicory	8-10
	Total	8-10
Chicory/red clover crop	501 Chicory	6-8
	Morrow MS red clover	4
	Total	10-12
Chicory/annual clover crop	501 Chicory	8
	Zulu II arrowleaf clover	8
	Total	16



501 Chicory is owned and marketed by Barenbrug

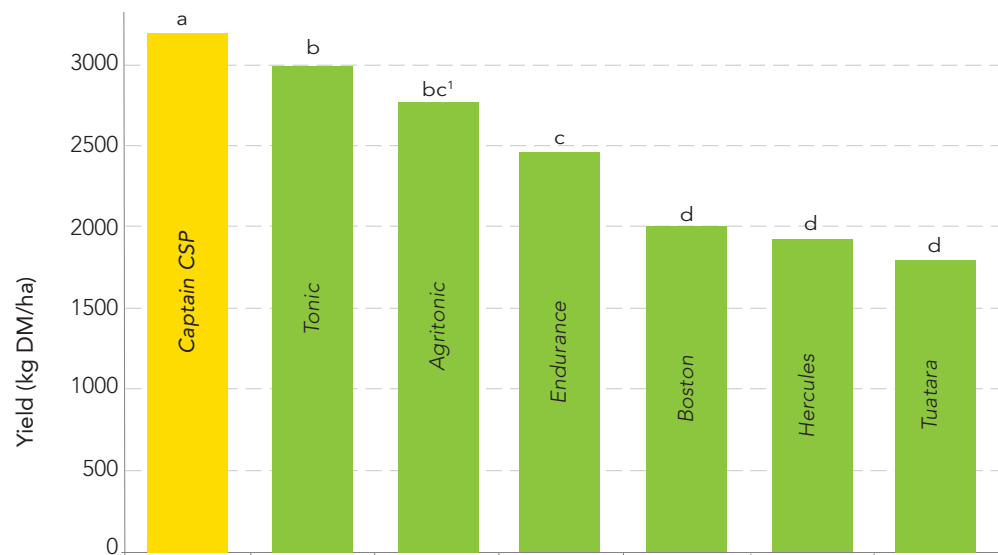
## Captain CS plantain

As well as reducing N leaching compared to diploid ryegrass, *Captain* cool season plantain (CSP) has significantly more growth than other plantains during the cool season, when feed is most valuable in farm systems.

### Outstanding cool season growth

*Captain CSP* yields significantly more during the cool season as shown in the graph below. Plantains vary hugely in winter growth, as is clearly visible in the photo at the bottom of this page.

Cool season DM yield data combined from three one year dryland Canterbury trials sown between 2013 – 2018\*



\*Cool season yield is a total of autumn, winter & early spring periods. LSD (5%) lettering given on yield bars, cultivars with the same letter are not significantly different. <sup>1</sup> Provisional rating, cultivar has only been in one trial.

### Reduced N leaching

Initial investigations indicate that plantain can mitigate nitrogen leaching compared to diploid ryegrass via a number of mechanisms, primarily by enhancing animal water intake, direct uptake of nitrogen through growth, and potentially by activities on soil nitrogen mineralisation. *Captain's* enhance cool season growth will enhance all these mechanisms when you need it most, as nitrogen mainly leaches when soils are wet in late autumn, winter and early spring.



*Captain CSP* (centre) showing its significant cool season yield advantage over other cultivars on 30 July at Courtenay 190 m ASL.

**High total DM yield**

*Captain CSP* grows strongly across the other seasons too. It's deep rooting, with high summer yield providing additional protein and feed quality over the warmer months, particularly in summer dry areas.

**Animal performance**

Plantain is easily digestible, improving animal appetite especially in dry summers when grass quality is low.

**Plant type**

*Captain CSP* is a distinctive narrow-leaved plant with upright growth habit for high utilization. It has a deep, coarse root system, and good compatibility with other species. It persists well, and can last three years with good management.

**Sheep, beef, deer systems**

*Captain CSP* can be used as a high LWG finishing crop, for example mixed with red, white, and annual clovers. Here the annual clovers (Persian, arrowleaf) provide most of the legume through the first year, with red and white clovers providing it after that.

**Dairy systems**

*Captain CSP* can be used as a summer crop, or sown as part of a pasture mix to increase summer feed quality in dryland situations. *Captain* can also be used as part of a specialist high-yielding, quality 2-3 year pasture, with *Shogun NEA12* hybrid ryegrass and *Kotuku* white clover.

**Sowing  
*Captain***

Sheep, Beef, Deer		kg/ha
Two-year high LWG finishing crop	<i>Captain CS</i> plantain	10
	<i>Laser</i> Persian clover	4
	<i>Morrow MS</i> red clover	6
	<i>Ruru</i> white clover	4
	Total	24
Perennial pasture mix	<i>Tyson</i> or <i>Rohan</i> SPR ryegrass	16-18
	<i>Redefine</i> cocksfoot	3-6
	<i>Ruru</i> white clover	4
	<i>Morrow MS</i> red clover	4
	<i>Captain CS</i> plantain	2-4
Total	29-36	
Dairy		kg/ha
Perennial pasture mix	<i>Maxsyn</i> , <i>Array</i> or <i>Governor</i> ryegrass	20
	<i>Kotuku</i> white clover	2
	<i>Ruru</i> white clover	2
	<i>Captain CS</i> plantain	2-4
Total	26-28	
Specialist 2-3 year pasture	<i>Shogun NEA12</i> hybrid ryegrass	30
	<i>Kotuku</i> white clover	4
	<i>Captain CS</i> plantain	2-4
	Total	36-38

## Bombardier EG kale

*Bombardier* easy-graze (EG) kale means you can look after your animals, with more energy per bite and less wastage, which is better for both animals and the environment.

### Winter better

Wintering systems are under the spotlight, with a focus on caring for animals well, and reducing mud in crops. *Bombardier EG* kale helps you do both, because it is palatable and easier to graze right to the base, providing high utilisation with high animal performance.

This can improve animal intake particularly in adverse weather, when grazing time may be limited. Less wastage also increases efficiency, which is better for the environment.



*Ewes broke into these kale trial strips overnight, and camped on the strip of Bombardier EG, ignoring the other kales!*

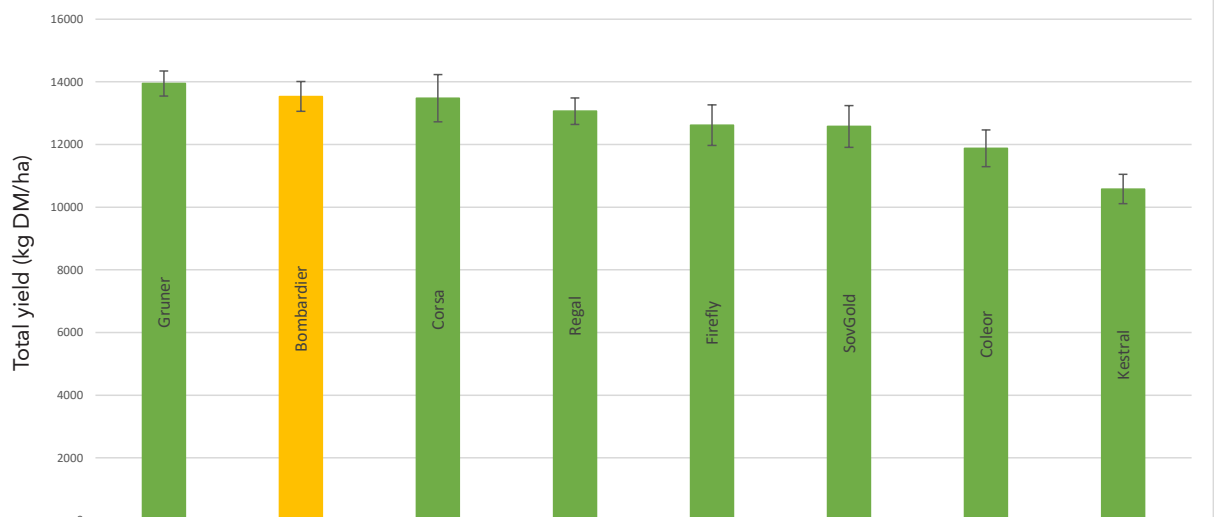
### Systems fit

*Bombardier EG* kale suits farmers seeking higher animal intakes and performance. Examples include dairy cow grazing for increased BCS; heifer, bull and steer systems where weight gain is critical; and sheep systems for good stock performance.

### Excellent yield

The total yield of *Bombardier EG* kale is very high.

Kale total DM yields 2006-2023 (combined analysis of 20 trials\*)



\*Combined analysis of 20 trials from 2006-2023, varieties in two or more trials are presented. If two means differ by more than the sum of their least significant intervals (LSI), they are significantly different at the 5% level.

**Environmentally friendly**

*Bombardier's* superb utilisation means more efficient use of crop nutrients. High palatability and intake rates better suit on/off grazing systems to reduce mud creation. Less residual reduces the energy required for sowing the following catch crop or pasture.

**More ME/bite (right to the ground!)**

*Bombardier* has exceptional feed quality, so animals get more ME per bite. This advantage reaches right to the ground, meaning easier utilisation than other cultivars. *Bombardier* has higher ME and lower fibre in the bottom third of its stem.

Kale feed quality as metabolisable energy (ME) in MJ ME/kg DM\*

Cultivar	ME whole plant	ME bottom 1/3 stem
<i>Bombardier EG</i>	12.4 a	11.5 a
<i>Regal</i>	11.9 b	10.5 b
<i>Sovereign</i>	11.9 b	10.2 b
<i>Gruner</i>	11.8 b	9.4 c
<i>Corsa</i>	11.3 c	9.6 bc
Trial mean	12.1	10.6
LSD (5%)	0.4	0.8

\*From 5 trials run from 2006/07 to 2017/18. Cultivars were in at least two trials. Cultivars with the same statistical significance letter are not significantly different at the LSD 5% level.

**Rape alternative**

With its very high stem quality, *Bombardier* can be used instead of autumn or winter-grazed rape, with several advantages.

- No ripening needed pre-grazing
- Fewer animal health problems
- More flexible grazing window.

**Later sowing**

Manage *Bombardier* the same as you would other kales, except we recommend a later sowing date (late November onwards). Don't sow in areas prone to high winds and crop lodging. While *Bombardier's* very soft stems are ideal for grazing they do make it more susceptible to lodging than traditional kales.

Oct	Nov	Dec	Jan	Feb	Mar	Apr	May	Jun	Jul	Aug	Sep
	Sow			Graze							
Days to graze:				100-170 days							
Typical yield:				12-16t DM/ha; potentially higher in good conditions							
Typical ME:				12.4 MJ/ME							
Sowing rate:				5 kg/ha							



## Invitation swede

*Invitation* is a late maturing, yellow-fleshed swede, with very high bulb and leaf yield. It gives valuable winter feed with excellent animal health for sheep, cattle and deer.

### High yield & disease tolerance

*Invitation* has excellent total DM yields with good dry rot tolerance and resistance to club root and powdery mildew. *Invitation* is not recommended as a second crop.

Total DM yield, dry rot tolerance and club root infection level.

Cultivar	Total DM yield*	Dry rot tolerance**		Club root***
	(Trial mean = 100)	% of bulbs not infected	% bulbs badly infected	% of bulbs not infected
<i>Invitation</i>	112 a	57 a	5 a	97 a
<i>Aparima Gold</i>	103 b	36 ab	11 a	100 a
<i>Major Plus</i>	96 c	10 bc	56 b	18 bc
<i>Dominion</i>	92 c	6 c	71 b	23 b
<i>Domain</i> ◊	74 d	NT NT	NT NT	NT NT
Trial mean	12.6 t DM/ha	21%	41%	60%

\*From 8 Southland trials, from 2006/07 to 2011/13. \*\*From a Southland trial in 2008/09 under moderate to high dry rot pressure in a 2<sup>nd</sup> crop paddock. \*\*\* From a Southland trial in 2010/11 under moderate to high club root pressure in a 2<sup>nd</sup> crop paddock. NT = Not tested. Statistical significance lettering given for 5% LSD level, cultivars with same letter are not significantly different. ◊ = Provisional results. *Domain* was in 2 of the 8 trials.

### Late flowering

*Invitation* is very late flowering, so the crop stays vegetative longer into spring than other cultivars. This minimises the risk of animal health problems associated with 'bolting' swede crops, as seen in spring 2014 in Southland. No issues were reported on *Invitation* swedes.

Swede flowering scores\*

Cultivar	Lack of flowering
<i>Invitation</i>	7.2 a
<i>Major Plus</i>	6.7 ab
<i>Domain</i>	6.5 ab
<i>Dominion</i>	4.8 c
<i>HT Swede</i>	3.4 d
<i>Aparima Gold</i>	3.1 d
Trial mean	6.1

\*Results from 2 trials in Southland sown 2008 and 2012. Statistical significance lettering given for 5% LSD level, cultivars with the same letter are not significantly different. Scored on a 1 - 9 basis. Where 1 = full flowering swede crop, 4 = stem elongation, green seed head appeared, 7, small degree of elongation, 9 = no sign of stem elongation.

### Good leaf yield

*Invitation* produces high leaf yields showing a significantly higher leaf percentage than other cultivars in trials. This lifts the overall protein level of the crop and is helpful when introducing swedes into an animal's diet, particularly for younger stock.

### Bulb & leaf keeping

*Invitation* has shown high bulb keeping ability and leaf retention in trials, helping maintain its feed quality and quantity through to the end of winter.



## Pelleted swede

Invitation swede is now available pelleted, to sow through a precision planter. This can increase DM yield by 10-15%, sometimes more, by equally spacing seed, giving every plant room to better reach its potential.

Where a 14 t DM/ha crop is expected, that adds up to an extra 1.4 t – 2.1 t DM/ha, with a conservative value of \$490-735/ha (based on \$0.35/kg DM).

## Using Invitation

Nov	Dec	Jan	Feb	Mar	Apr	May	Jun	Jul	Aug
Sow						Graze			
Maturity date:			170-250 days						
Typical yield:			10-18 t DM/ha (depending on season and situation)						
ME:			12-14 MJ/kg DM						
Sowing rate:			Pelleted 2 kg/ha (1 x 2 kg bucket/ha) Ridged 0.5-0.8 kg/ha Drilled 0.8-1.5 kg/ha						



*Invitation produces a higher proportion of leaf than other varieties, for more protein.*

## Dynamo turnip

*Dynamo* turnip is a high yielding summer crop for dairy cows. It grows large volumes of low cost quality feed with a high proportion of bulb, and good bulb keeping ability.

### DM yield

In trials *Dynamo* has shown high yield, not significantly different from the other top cultivars.

Replacing a poor performing pasture with a crop of *Dynamo* makes good financial sense. It can feed your cows well for around 20 c/kg DM\*.



### Low cost summer feed

\*Turnips for 20 c/kg DM - assumptions:

- Turnip crop yield 11.5 t DM/ha, with 12 ME.
- Lose 5.5 t of old pasture growth while paddock is in crop.
- Cost of growing crop = \$1200/ha (spray out plus insecticide, full cultivation, fertiliser, treated seed, slug bait, two post emergence herbicides/insecticides).
- \$1200/6000 kg DM extra yield = 20 c/kg DM

### High bulb percentage

Summer turnips produce their yield in different ways. *Dynamo*'s bulb makes up about 48% of total yield, so it has an advantage in seasons when pest and/or leaf disease pressure are high.

### Using *Dynamo*

	Oct	Nov	Dec	Jan	Feb	Mar
	Sow			Graze		
Maturity date:	60-90 days					
Typical yield:	8-16 t DM/ha (depending on season)					
ME:	12 MJ/kg DM					
Sowing rate:	2-3 kg/ha					



## Interval rape

*Interval* is a tall, fast establishing rape ideal for summer, autumn and winter feed. Tough and dependable, it's proven to yield very well across a wide range of conditions.

### Flexible sowing date

Sow *Interval* from spring through to early autumn for a bulk of high quality feed typically in 90-110 days. Spring sowings can be grazed in summer/early autumn then left to regrow for winter feed.

### High yield

*Interval* has performed well in trials, providing excellent DM yield.

#### Total winter DM yield\*

Cultivar	Trial mean = 100%
<i>Interval</i>	126 a
<i>Goliath</i>	125 a
<i>Greenland</i>	118 a
<i>Winfred</i>	92 b
<i>Titan</i>	88 b
Trial mean (t DM/ha)	5.3

\*Results from 2 trials in Canterbury during 2008 and 2009 (February sown, June/July harvested). Statistical significance lettering given for 5% LSD level, cultivars with the same letter are not significantly different.



*Interval* has excellent DM yield and utilisation.

### Utilise me!

Compared to most kales (but not *Bombardier*), rape typically has higher stem feed quality, and is better utilised by stock after 90 days. *Interval* has excellent tolerance of dry conditions. It also has strong frost tolerance and resistance to powdery mildew.

### Using *Interval*

Sept	Oct	Nov	Dec	Jan	Feb	Mar	Apr	May	Jun	Jul	Aug
	Sow										
					Graze						
Maturity date:			90-110 days								
Typical yield:			5-8 t DM/ha (depends on sowing time & no. of grazings)								
Typical ME:			12 MJ/kg DM								
Sowing rate:			4 kg/ha								

## Robbos fodder beet

*Robbos* is an excellent, consistent performer with more leaf protein for a better balanced diet, coupled with consistent high DM yield.

### Higher leaf protein

As fodder beet is so high in carbohydrate, *Robbos'* higher leaf protein, due to its excellent leaf quality, provides a better-balanced diet for animals.

Alternatively, this could be turned into a cost saving of around \$1125/ha\* by using a less expensive supplement when grazing *Robbos* crops.

*Robbos* leaf tested at 24.5% protein at the start of winter, versus *Feldherr*, *Brigadier*, *Monro* and *SF1505Bv* which averaged 21%.



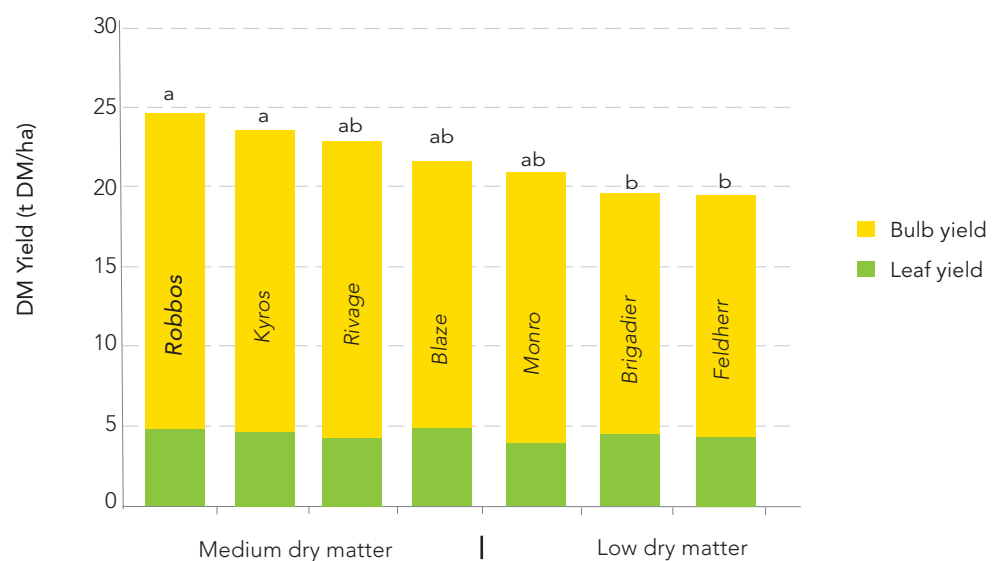
*Robbos* (middle 3 rows) showing excellent leaf holding ability versus *Kyros* (left) and *Enermax* (right) in Canterbury trial.

(\*Based on feeding 7.5 t DM/ha (3 kg DM/cow/day) good silage with 17% crude protein @ \$0.40/kg DM, versus good hay with 15% crude protein @ \$0.25/kg DM. We recommend feed testing crops & supplement before setting diet.)

### Very high DM yield

Of the grazing types, medium DM beets provide significantly more yield and stock carrying capacity than low DM beets. Among the medium DM cultivars *Robbos* has shown consistently high DM yield.

#### Fodder beet DM yields - medium and low dry matter (DM) cultivars



\*Combined analysis of 5 trials from 2014-2017, varieties in two or more trials are presented. Cultivars with the same statistical significance letter are not significantly different at the LSD 5% level.

*Robbos* fodder beet is marketed by Barenbrug



**Palatable**

*Robbos* has relatively soft orange-yellow bulbs, which suit grazing by all stock types. Its high leaf quality can also help with transitioning animals onto beet.

**Above ground %**

*Robbos* bulbs typically sit 45-50% out of the ground, and their good palatability make them easy to graze. The high proportion of above ground DM ensures less soil ingestion and very high utilisation.

**Bulb above ground %\***

Cultivar	% of bulb above ground
<i>Brigadier</i>	53 a
<i>Rivage</i>	47 b
<i>Blaze</i>	46 bc
<i>Robbos</i>	45 bc
<i>Kyros</i>	44 bc
<i>Enermax</i>	41 c
Trial mean	44
LSD (5%)	5.2

\*From 3 trials in Canterbury from 2008/09 to 2014/15. Cultivars were in at least two trials. Cultivars with the same statistical significance letter are not significantly different at the LSD 5% level.

***Robbos* seed**

Based on feedback, *Robbos* seed coating no longer has insecticide and comes in 90,000 seed boxes.

**Using *Robbos***

**Dairy**

**Sheep, beef & deer**

Oct	Nov	Dec	Jan	Feb	Mar	Apr	May	Jun	Jul	Aug	Sep
Precision sown						Extend lactation, start winter transition		Winter feed		Supplement spring pasture	
Precision sown						High ME feed for liveweight gain or maintenance from autumn to spring					
Feeding method:		Multi-use. Typically grazed (can be lifted)									
Typical yield:		18-24 t DM/ha average; > 25 t DM/ha with summer moisture*									
Typical ME:		12-13 MJ/ME									
Sowing rate:		90,000-100,000 seeds/ha									



## Hattrick greenfeed oats

*Hattrick* is an easy to manage winter crop. It is most often sown mixed with *Tabu+* *Italian* or *Hogan* annual ryegrass, or *Laser* Persian clover, to extend growth into spring.

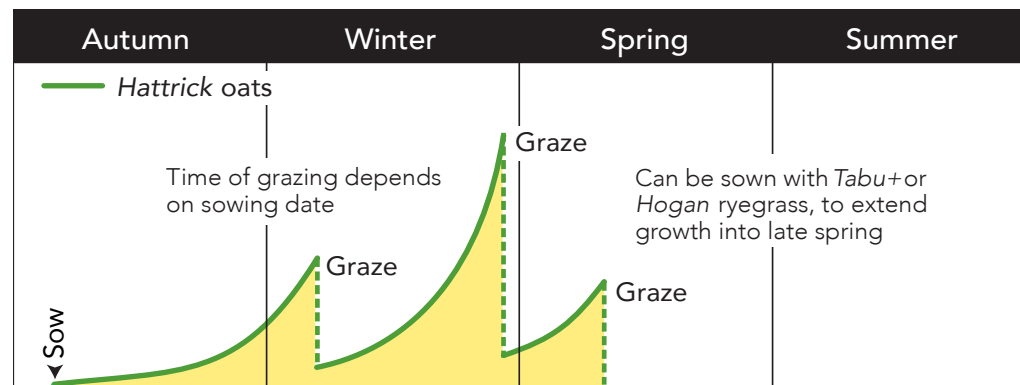
### Help it thrive

*Hattrick* is leafy, high yielding, and more adapted to multiple grazings than some other oat cultivars. It can usually be grazed 2-3 times depending on management. For best regrowth graze at 30 cm height, leaving a 7-10 cm residual. Growth can be boosted by strategic use of nitrogen fertiliser, for example applying 30 kg N/ha after grazing.

### Feed value

Leafy *Hattrick* oats have 80% digestibility (12 MJ ME/kg DM) and contain 13-15% protein.

### Growth curve



### Sow early

For maximum winter yield, sow *Hattrick* early (February/March). Protect from Argentine stem weevil with insecticide if needed.

*Hattrick* oats can be sown alone, but are most commonly sown with Italian or annual (e.g. *Tabu+* or *Hogan*). Mixing *Hattrick* with ryegrass gives you more bang for buck – better feed value, more growth through spring.

### Environmental benefits

Sowing oats in late autumn (after feeding a crop) lightens your farm footprint. Soil nitrogen is taken up by the oats rather than being potentially lost via leaching. For best results, don't wait until a whole paddock has been grazed, but sow oats as soon as half the crop has been fed. Early sown oats grow faster and take up more nitrogen.

### Sowing Hattrick

Dairy, Sheep, Beef, Deer		kg/ha
For a large bulk of winter feed	<i>Hattrick</i> oats	120
	Total	120
For extended feed into late spring	<i>Catch-crop+</i> <i>Hattrick</i> oat & <i>Tabu+</i> Italian ryegrass, see page 45 for more detail.	75
For increased late spring quality	<i>Hattrick</i> oats	80
	<i>Laser</i> Persian clover	8
	Total	88



## Catch-crop+

This dual species catch-crop mix (*Tabu+* and *Hattrick* oats) takes up nitrogen and gives you more bang for buck than cereal alone. You get better quality feed, more flexibility and save on re-sowing costs because it is a 12-18 month pasture.

### Why catch-crop?

Fast-growing species such as oats and Italian ryegrass quickly cover ground left bare after autumn or winter forage crops have been grazed. In doing so, they utilise soil nitrogen and other nutrients deposited during grazing and reduce leaching. They also protect soil quality. Benefits are both environmental, and economic, as catch-crops provide home grown valuable feed.

### Why oats + grass?

Our trials show *Catch-crop+* captures soil nitrogen very well, with the added gains of increased re-growth and feed quality vs. cereal alone. Rather than a 1-2 cut or graze system of straight oats, *Tabu+* creates a high performance 12-18 month pasture, so you don't have to spend time and money resowing straight away. Yield at the first silage cut or grazing is like a straight cereal, but from the second grazing onwards, this mix has better ME and re-growth.

### System fit

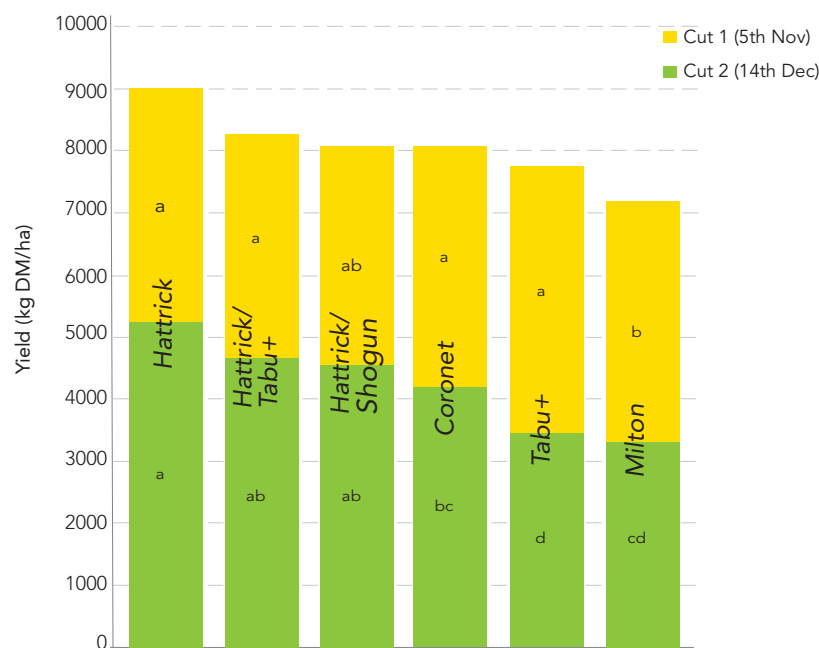
In summer-moist areas, *Catch-crop+* can provide a high yielding, high ME spring silage crop with multi-graze and/or multi-cut flexibility. *AGRICOTE Clover* can be oversown to improve feed quality and fix N.

In dryland areas, *Catch-crop+* provides summer pasture (moisture dependent), with fast response to autumn rain for high quality winter feed.

### What does the data say?

*Hattrick* oats outyield several other oat cultivars in the first cut. Mixing *Hattrick* with *Tabu+* Italian ryegrass doesn't significantly reduce yield at the first two cuts, and provides the flexibility and lower sowing costs of continued cutting/grazing for the next 12-18 months.

Total yield, split into first two harvests, of a late-winter/early-spring catch-crop\*



\* Trial sown 14 Aug 2020, with cut 1 - 5 Nov 2020 (at 83 days) and cut 2 on 14 Dec 2020 (at 122 days). Statistical significance letterings given on bars for LSD 5%, bars with the same letter are not significantly different.

### Sowing Catch-crop+

- Sow *Catch-crop+* at 75 kg/ha. It comes in 25 kg bags, containing 18 kg *Hattrick* and 7 kg *Tabu+*, for sowing at 3 bags/ha.



## Seed treatment

AGRICOTE helps protect your seedling plants, to ensure good even establishment of new pastures and crops.

### Best possible start

Establishment is a critical time for a new pasture or crop as its potential performance is determined in this early stage. Different AGRICOTE seed coatings aid establishment by helping protect your seedling plants from insects and fungal diseases and by supplying nutrients to clovers.

If you have a pasture or crop that fails, the main cost (usually 75-80%) is the lost feed. There is also an additional cost in resowing as the example below shows.

### Example - cost of a pasture failure

What happens	Autumn sown pasture fails to establish
Cost of lost DM	Loss of 5 t DM/ha production (April – September; supplements required to fill feed deficits) = \$2000/ha*
Cost of resowing spring	= \$1350/ha (to respray, lightly cultivate, purchase seed, resow, control slugs, spray weeds)
Total cost of failure	= \$3350/ha

\*Pasture has a high feed value during the feed deficit period, DM valued typically at 35-40 c/kg DM.

Order your seed with AGRICOTE coating to get the following (Y=Yes):

### Grass seed treatment

Seed treatment	Insect protection			Fungal pathogens		Other	Sowing rate
	Argentine stem weevil	Black beetle	Grass grub	<i>Fusarium</i>	<i>Pythium</i>	Weight build up	
AGRICOTE GRASS	Y	Y	Y	Y	Y	Nil	Same as bare

### Clover seed treatment

Seed treatment	Insect protection	Additives		Other nutrients	Weight build up
	Nematodes	Rhizobia	Nutrients		
AGRICOTE CLOVER			Lime Molybdenum	Zinc, boron and copper	75%
Superstrike	Y	Y	Lime Molybdenum		75%
Prillcote		Y	Lime Molybdenum		75%

### Brassica seed treatment

Seed treatment	Insect protection			Fungal pathogens		Additives	Other	Sowing rate
	<i>Nysius</i>	Spring tails	Aphids	<i>Fusarium</i>	<i>Pythium</i>	Molybdenum	Weight build up	
AGRICOTE BRASSICA	Y	Y	Y	Y	Y	Y	Nil	Same as bare



# Contact our team

**1. Julie Gaukrodger** *Area Manager*

**M** 021 775 387

**E** [jgaukrodger@barenbrug.co.nz](mailto:jgaukrodger@barenbrug.co.nz)

**2. Paul Hames** *Area Manager*

**M** 021 908 177

**E** [pames@barenbrug.co.nz](mailto:pames@barenbrug.co.nz)

**4. Bruce Paterson** *Area Manager*

**M** 021 495 594

**E** [bpaterson@barenbrug.co.nz](mailto:bpaterson@barenbrug.co.nz)

**3. Paul Sharp** *Area Manager*

**M** 021 540 673

**E** [psharp@barenbrug.co.nz](mailto:psharp@barenbrug.co.nz)

**6. Richard Doney** *Area Manager*

**M** 021 948 154

**E** [rdoney@barenbrug.co.nz](mailto:rdoney@barenbrug.co.nz)

**5. Craig Weir** *Area Manager*

**M** 021 912 280

**E** [cweir@barenbrug.co.nz](mailto:cweir@barenbrug.co.nz)

**Gemma Hansen** *Agronomist*

Upper North Island

**M** 021 103 6810

**E** [ghansen@barenbrug.co.nz](mailto:ghansen@barenbrug.co.nz)

**Mark Shand** *Agronomist*

Upper South Island

**M** 021 312 427

**E** [mshand@barenbrug.co.nz](mailto:mshand@barenbrug.co.nz)

**Shannon Morton** *Agronomist*

Lower South Island

**M** 021 220 3716

**E** [smorton@barenbrug.co.nz](mailto:smorton@barenbrug.co.nz)

